

TM

FORUNE



FORUNE



ROLE-PLAYING GAME

SKYREALMS

SKYREALMS™ PUBLISHING, INC.
796 19TH AVENUE
SAN FRANCISCO CALIF 94121

© 1984 SKY REALMS™ PUBLISHING, INC.
ALL RIGHTS RESERVED

FIRST EDITION
PRINTED IN THE USA

DESIGNER - ANDREW LEKER
CO-DESIGNER - MILES TEVES
ILLUSTRATIONS - MILES TEVES
EDITOR - AMY LEKER

OTHER ILLUSTRATION CREDITS -
DAVE ACKERMAN: CRUGAR, SYMBOLS, MAPS
LLOYD PARKER: DAEGON
BETH REGARDZ: COVER SWORD
BRIAN MILLER: MISCELLANEOUS

SPECIAL THANKS TO - THE DuCray family, George Bacon, Alicia Villanueva, Bill Maison, Karin Kramer, Constance Young, Bob Krolick, Dr. Dahl, the Teves', the Lekers, Dancing Men, The Typesetters/Santa Cruz Publishing, Jeff Connor, Terri Leker, Nancy Babczak, Deborah Skinner, Arline Lovette, Bruce Lelieve, Donny Ogowa, Doug Stevens, Eric Lenduig, Bill Breusch, and of course, Gerry Maloney.

And, mentioned for their part in this publication are:

Brett Heppes - Transportation help and pure strain Human.

Chol Yun - Of great help in test gaming.

Darren Champlin - A JORUNE gamer for many years. His hints and contributions have helped us much. His Caji characters have spawned legends among gamers.

Dennis Kubo - Affectionately, "The Koob." Although we never used his concept of an intelligent carrot, other "Kubo" contributions survived our scrutiny to be published.

Robert & Nancy Hassler - Bob and Nancy helped out editing. Bob's contributions are a memorable part of JORUNE.

Mark Wallace - A definite numerical inspiration to JORUNE.

David Ackerman - A perfect job every time.

TO CARTER YOUNG, FOR TAKING THE
JOB SIGHT-UNSEEN, AND FINISHING IT.

TO BETH REGARDZ, FOR TAKING US
SIGHT UNSEEN, AND LETTING US FINISH.



3000 INDEX

(G)=LISTED IN THE GLOSSARY IN THE BEGINNING OF CHAPTER 1

AOC: Adjusted Characteristic. 1.5700
 AHDIS: An orator or fine speaker: 3.410B.
 AIM(AIM): 1.5417
 ARDOTH: Capital city of the realm Burdoth. (G), 1.7701.01
 ARMOR COST MULTIPLIER: 1.5B40
 BOCCORD: (G), 1.5130
 BORU: Boudar language. 3.1100.04, 3.4112.03
 BURDOOTH: The realm of humans. (G), 1.7100, 1.7701
 CAJI: (G), 1.5120
 CHARACTERISTICS: (G), 1.5410
 CHAUN-TSE: Crugar language. 3.1100.10, 3.4112.0B
 CHEN-ICHI: Crugar religion. 3.1100.10
 CHIVEER: Violent period of a Ramian's life. 3.1100.17
 CLECH: Taxation. 1.7701
 CLEP: An inn; a place to sleep. 1.7510
 CONSTITUTION(CON): 1.5411
 DESTI: A moon of JORUNE. 1.7250
 DEXTERITY(OEX): 1.5414
 DICE:(G)1.4000
 DIE ROLLS:(G),1.4000
 DIYORDA: Law breaker: 1.7701
 ORAIL: A realm to the south west of Burdoth. 1.7702
 DU: A moon of JORUNE. 1.7230
 EARTH:(G)
 EBBA: A moon of JORUNE. 1.7220
 EDUCATION(EDN): 1.5415
 EFFECTIVE LEVEL & ELEVEL: 1.5B20
 ENTREN: The most common language in Burdoth. (G), 3.4112
 GAUTHI: A form of Thivin rug. 3.1100.21
 GAWMEN LENK: 1.3600
 GITHERIN: A thief. 3.4111
 GOBEY: A moon of JORUNE. 1.7240
 H-OMANS: Shanthic pronunciation of "Humans." 1.2000
 HERIS: A common punishment for diyorda (criminals). 1.7701
 human: Uncapitalized, any creature descended from the humans of Earth.
 HUMAN: (G), 1.5110
 INCLEP: Shop or a store; often a trading post:(G)
 INTELLIGENT CREATURES(ROLLING): 2.2100
 INTELLIGENT CREATURES: 3.1100
 ISCIN: (G), 1.2000, 3.4107
 JORUNE: (G), 1.7100
 KAOIJA RHEN JORUNE: Earth scientist credited with the planet's discovery. 1.2000
 LAUNTRA: 1.7260
 LEESH EBEECA: Shanthic for "The Dying Time." 1.6000
 LEVEL: 1.5B20
 LIMILATE: Orugs:(G),3.3B41
 LINIKN: Knik leader. 3.1100.14
 LIRGIN: 3.1200.05
 LOAD MASS: 1.5B50
 LOGUS: The name of the 20,000 person colony from Earth. (G), 1.2000

LUNDERE: Realm of Woffen; it is located far to the east of Burdoth. 1.7703
 MEDALLION: (G), 3.3420
 MOR LORD: A political rank in Burdoth. 1.7701
 MUTATIONS: (G), 3.2000
 NININORUE PLAGUE SLAYINGS (15th CENTURY P.C.): 3.1100.26
 NON-INTELLIGENT CREATURES(ROLLING): 2.2300
 NON-INTELLIGENT CREATURES: 3.1200
 NON-PLAYER CHARACTER:(G)
 NPC:Non-Player Character:(G)
 P.C.:Post Colony History-(G)
 REALM: 1.7501
 RECOVERY(STR): 1.5413
 ROS CRENOOR: 1.7705
 ROUND:(G),2.5000
 SCANCHI: Togar religion. 3.1100.23
 SHAL: A moon of JORUNE. 1.7210
 SHANTHAS:(G), 1.2000, 1.6000, 3.1100.17
 SHENTERS: 3.1100.26
 SHO-CAUDAL: Shanthic name for the planet JORUNE. 1.6000
 SIV-ESTON: 3.3B50.03
 SOCIAL STATUS(SOC): 1.5416
 SPEED(SPO): 1.541B
 STAMINA(STA): 1.5419
 STRENGTH(STR): 1.5412
 TAUCH-KIE: Crugar leader. 3.1100.10
 TAUTHER: 2.2120.09 TEMAUNTRO: A large Crugar infested wilderness region located north-west of Burdoth. It is under no lasting rule. 1.7704
 THOMBO: The most common riding creature. (G), 2.1221, 3.1200.22, 3.3610.03
 THRIIOOLE:(G), 3.1100.1B
 TIRICTYVE: 3.1200.02
 TOTHIS: (G), 1.2000
 TRA: A moon of JORUNE. 1.7270
 TUMBERNAW: 3.1200.0B
 VOLIGIRE: A large Ramian realm north of Lundere. 1.7706
 VORIC LORD: A Burdothian political title. 1.7701
 WARP FACTOR: 1.5B70
 WEAPON COST MULTIPLIER: 1.5B42
 WILLO-INTELLIGENT CREATTRES (ROLLING): 2.2200
 YORDS: Laws. 1.7701
 YOSHTAR: Capital of Lundere. 1.7703, 3.1100.26.



T A B L E
O F
C O N T E N T S

CHAPTER 1: INTRODUCTION.....

 1000 FAMILIARIZATION.....

 2000 PLOT.....

 3000 PLAY.....

 4000 DICE.....

 5000 ROLLING CHARACTER SHEETS.....

 6000 SHANTHAS.....

 7000 THE PLANET.....

CHAPTER 2: PLAY.....

 1000 DAILY EVENTS.....

 2000 WILDERNESS ENCOUNTERS.....

 3000 TOWN ENCOUNTERS.....

 4000 EXPERIENCE POINTS.....

 5000 COMBAT.....

CHAPTER 3: ENCYCLOPEDIA.....

 1000 CREATURES.....

 2000 MUTATIONS.....

 3000 ITEMS.....

 4000 SKILLS.....

CHAPTER 4: AID.....

 1000 CREATING A CAMPAIGN.....

 2000 CHARACTER SHEETS.....

 3000 INDEX.....



CHAPTER 1: INTRODUCTION

1000	FAMILIARIZATION
2000	PLOT
3000	PLAY
4000	DICE
5000	ROLLING CHARACTER SHEETS
6000	SHANTHAS
7000	THE PLANET

1000 FAMILIARIZATION

1100	GLOSSARY
1200	PLAYERS & THE REFEREE
1300	THE NUMBERING SYSTEM
1400	MATERIALS NEED FOR PLAY

1100 GLOSSARY

This is a brief glossary for beginning players. Look through it before you start to play. All of this information (and more) is fully detailed later on. Check the complete index at the back of this book.

ARDOTH: Capital city of the realm Burdoth. The previous capital, Khaun Gauss, was destroyed by Crugar armies in the year 2236 P.C. Ardoth is on the Kidgis Sea, and is located in Burdoth's North West.

BOCCORD: One of the three races of humans, and one of the three choices of player character (along with Human and Cajj). Though larger than Humans, they are still very man-like. Their culture shares much in common with that of the Humans. Boccord females are treated as complete equals within their society.

BURDOTH: A large realm located at about the equator of **JORUNE**. Players set out from Burdoth at the beginning of the game. Burdoth is the major Human population center. Boccord and Cajj are minorities in Burdoth.

CAJJI: One of the three races of humans (a possible choice of player character). Cajj are able to channel and use the ambient **JORUNE** energy. They are smaller than Humans. Greatly respected for their powers, the members of this race spend much of their time refining their abilities through practice and discipline. At times, Cajj must bleed off some of the energy they store to prevent overloading. Their culture is not completely distinctive; it is flavored with Human and Shanthic philosophy.

CHAPTER: JORUNE is broken down into four chapters: #1 INTRODUCTION, #2 PLAY, #3 ENCYCLOPEDIA, and #4 AID. You are now in the INTRODUCTION chapter, chapter #1. Note chapter symbols on every page.

CHARACTER: A personality assumed by a participant in a role-playing game. The referee controls the actions of all characters not played by participants in the game. Characters are always intelligent beings. Creatures may or may not be intelligent.

CHARACTER SHEET: Specially designed forms which record information about the players' characters.

CHARACTERISTICS: There are 9 basic characteristics which describe intelligent creatures: Constitution, Strength, Recovery, Dexterity, Social Standing, Education, Aim, Speed and Stamina. Each of these is described in detail in section 5410.

COMBAT: Combat is an option of violence. Characters can die in combat. They must then start over as a new character if they want to continue to play.

CREATURE: A living being; could be intelligent or non-intelligent.

CRYSTALS: Small, spherical crystals which exist in great quantities under the surface of the planet **JORUNE**. They give off a form of energy alien to Earth science. The effects of this energy lead to the eventual downfall of the Earth colony.

DICE: Probability is an important facet of role-playing games. Many types of dice are used, 6 sided being the most common. Others are 4 sided, 8 sided, 10 sided, 12 sided and 20 sided. Although only the 6 and 20 sided dice are necessary, the others can come in handy.

DIE ROLLS: Dice are rolled to determine the outcome of events. When dice are rolled, it is referred to as a "Die roll" (you say "three dice", "one die").

DRENN: Members of Burdothian society who have been granted citizenship.

EARTH: A distant planet rumored to hold answers to the ancestry of many **JORUNE** creatures. The star "Earth" is clearly visible in the night sky. Humans, especially, believe that inhabitants of Earth will some-day return to **JORUNE**.

ENCOUNTER: When players meet living creature(s) or organism(s).

ENERGY WEAPONS: High powered weapons brought by the Earth colony. Activation of these devices requires the user to pass a fingerprint scan. Only Humans and Pundit have fingerprints readable by energy weapons.

ENTREN: The most common language in the realm of Burdath. Entren is a derivative of the English language, less complex in structure, with a different phonic system. The word "stop" for example became "stah" in Entren. Players are automatically gifted with fluency in Entren.

HUMAN: When capitalized ("Human"), refers to one of the choices of player characters. They are a little larger and stronger than the original colony members due to **JORUNE'S** lighter gravity and thousands of years of natural selection. Humans are the only race capable of using Earth energy weapons (besides Pundit). The non-capitalized "human" refers generally to descendants of the original colonists.

INCLEP: An Entren word for a "store" or "shop". Sometimes the word is used to refer to an inn, but the word "clep" is generally intended for this purpose.

ISCIN: Literally, "learned person", "scientist." Also the name of the human responsible for the Earth animal mutates.

JORUNE: The name of the planet, the name of the game. Approximately Earth like, **JORUNE'S** gravity is a bit weaker and its air slightly denser. A form of ambient energy encompasses **JORUNE**, permeating all life. Many creatures mutated to use this energy in constructive ways. **JORUNE** was named after the Earth scientist, Kadija Rhen Jorune, who was credited with its discovery.

KESHT: The highest status a Burdothian citizen can achieve.

LOGUS: The name of the Earth colony sent to **JORUNE** in the Earth year 2155 A.D.

LIMILATE: A limilate is any substance which is not normally ingested as food or drink, like a drug. Limilates often increase a creature's sensitivities or abilities.

MEDALLION: An identification device carried by members of the original Earth colony. Worn around the neck, medallions are necessary to operate most of the items brought from Earth. The medallions of Burdothian *citizens* (as opposed to those of *Toth*) glow only when worn by the person they were matched to.

METER: A unit of measurement about a yard long.

MUTATIONS: Abilities channelled from the abundance of ambient energy flowing through **JORUNE**. Caji are able to control their mutational abilities with their intellects. Other creatures can only use their mutations in an instinctive way.

NON-PLAYER CHARACTER: A character that is played by the referee. Often abbreviated NPC. All creatures encountered are NPC's.

NPC: Non-Player Character. Look up.

PARTY: All of the player characters (and often some non-player characters) travel around together in a "party" ("Everyone in the party hears a low wail from behind the hedge").

P.C.: "Post Colonization," which refers to dates after the year 2140 A.D. (Earth time). The **JORUNE** time-clock began here at zero, with the fateful Shanthic attack on the Logus Colony ships.

PLAYER CHARACTERS: Characters which are role-played by gamers. They are intelligent.

REALM: A large region under the control of a central government (Burdath is a realm).

REFEREE: (AKA "Ref," or "G.M.," for "Game Master"). The moderator of the game. The referee doesn't play a *single* character; the referee is kept busy guiding events. *All* characters not role-played by players are role-played by the referee.

ROLE-PLAYING: Playing the role of a character other than yourself. For example, on Halloween you can look and act like Frankenstein. Role-playing is like that.

ROUND: A measure of time equal to 2 seconds ("It takes you 3 rounds to run to the thombo").

SECTION: A specific location in the game. Sections are broken down into sub-sections. The section now being read is 1100.

SHANTHA: An original species of **JORUNE** life. Shanthas were the first intelligent life forms encountered by Earth expeditions. The Shantha's attack on the Earth colony in the year 0 P.C. started a chain of events which shaped the present **JORUNE**.

SKILLS: Talents which characters can learn or have already learned.

THOMBO: A common riding creature and beast of burden. These animals are capable of running at nearly the speed of Earth horses, in spite of their bulk.

THRIDDLE: A race of intelligent creatures only a meter tall. They are known for their abilities as translators and historians. They are usually educators, translators or traders. Their bodies are shaped like pears with two long eye stalks and oddly bipedal legs (illustrated in **CREATURES** section).

TOTH: A member of Burdothian society. Toth have not achieved citizenship status.

WOFFEN: These intelligent creatures evolved and mutated from The Logus Colony wolves. Although they have been greatly altered by many years of **JORUNE** evolution, they still retain many of their wolf-like traits. These creatures are organized under the name of the realm Lundera, located far to the east of Burdoth. Woffen value pride and honor above conquest.

1200 PLAYERS AND THE REFEREE

Fantasy role-playing (what you're about to do) is like living out the plot of a movie—there is a structure, characters choose their actions, and probability (die rolls) determine success. Unlike a movie, the credits of a fantasy game never roll "The End." Play only ends when players want it to.

Just as each book must have an author, **JORUNE** requires a referee. The referee creates plots (campaigns), terrain, and interesting characters for the players to meet. Referees with natural story telling abilities can always keep their players happy.

The referee does not have absolute control over players or plot (as the author of a book does); after the referee has established a situation, his or her only task is to guide events in a realistic manner. Using skill and dice, players guide their fate.

Once a referee is chosen (described later) each of the players will roll various dice and make numerous choices to determine the characteristics of the creature they will role-play. You should feel as if you live as your character lives. There is a natural tendency to keep your character from dying. Players do not compete against each other; they *team together* to overcome challenges presented by the referee.

1300 NUMBERING SYSTEM

The index at the end of **JORUNE** uses *reference numbers* to guide the reader to an exact location. The following is a guide to section numbers.

JORUNE is divided into four chapters (numbered 1 through 4)

1 : INTRODUCTION

2 : PLAY

3 : ENCYCLOPEDIA

4 : AID

References in the glossary/index start with a single digit (1 through 4) followed by a decimal point. The first digit refers the reader to one of the four chapters listed above. The rest of the numbers refer the reader to one section in that chapter. The reference listed in the glossary/index for the words INTELLIGENT CREATURE(S) is 3.1100. The 3. indicates that information on intelligent creatures is in the ENCYCLOPEDIA chapter (chapter 3). Section 1100 in that chapter contains information about intelligent creatures.

Occasionally, the rules refer the reader to information located in another section. The first digit and decimal point won't be included in these references if the information sought is in the chapter being read. Thus, in chapter 3, the ENCYCLOPEDIA chapter, a reference to 3.1100.05 is the same as to 1100.05.

References are read in order of: **chapter, section and sub-section**. Thus, 3.1100.05 would be read as "Chapter 3, section 1100, sub-section 5", or equally, "Chapter 3 point 1100 point 5."

The capital letter T is used to refer to a chart or table. For example, the **Materials Needed for Play** are in table T1300, or if we didn't know which chapter that was in, 1.T1300. When more than one table is located in the same section, letters are used as prefixes.

Extra zeroes are omitted from numbers like 3.1000.00 to read 3.1000. A reference to 2.6 is a reference to everything between 2.6000 and 2.6999. The reference 2.6000 would be a reference to section 2.6000 only.



1400 MATERIALS

The following is a list of materials suggested for game play.

T1400.00 MATERIALS FOR PLAY	
MATERIALS:	QUANTITY:
DICE:	A VARIETY: 3+ SIX-SIDED 1 FOUR-SIDED 1 EIGHT-SIDED 2+ PERCENTILE DICE 2+ TWENTY-SIDED 1 TO 20
LINED PAPER:	THE REFEREE NEEDS PAPER TO RECORD EVENTS.
GRAPH PAPER 6 TO PENCILS: 4 FUNCTION CALCUL:	A FEW PAGES SHOULD DO 1 FOR EACH PLAYER. 1 FOR REFEREE OPTIONAL
ENTHUSIASTIC PLAYERS	1 OR MORE
REFEREE:	1 (MUST BE DEDICATED, DILLAGENT, SENSITIVE AND CREATIVE. SUCCESS INSURED!)

2000 PLOT

By the year 2116 A.D., Earth technology had become so advanced that interstellar travel was possible. The establishment of a planetary base outside this solar system was seen as a stepping stone for industry to space. The "Nengle" star system was chosen as a likely sight for terrestrial planets. Although not the closest star to Earth (at over 100 light years distance), Nengle was believed to support several planets, one of which promised Earthlike conditions. Probes confirmed the existence of an inhabitable planet.

The recent "Nemine" technology, (a development by which which matter travels velocities exceeding that of light without having to accelerate past the light speed barrier) permitted rapid contact with this distant star system. Although this form of dimensional hopping had been used for short journeys, never before had Nemine acceleration been attempted for such a trek.

The probes revealed the fourth planet in the Nengle system, **JORUNE**, to be a lush, hospitable planet, with gravity and atmosphere differing only slightly from Earth's. At great cost, the government of the Western Nations secured funds first for a small scale expeditionary party, and if all went well, a twenty thousand person reasearch colony. A strong military presence was provided as a precautionary measure against the unknown. Biologists and botanists were given great leeway in their transport requests. Hundreds of animals were crated and transported for comparative studies with indigenous **JORUNE** life. Their research was given high priority.

Only months before the expeditionary party left the solar system, questions of lunar mining rights skyrocketed into the political spectrum. Excitement over the launch quelled tempers worldwide. In 2138, the ships reached **JORUNE**. Not surprisingly, the planet was teeming with life. Small expeditions landed in search of sentient beings. Before long, the explorers discovered a race of intelligents that referred to themselves as "Shanthalas." These thinly framed humanoids communicated in a very complex language combining pictograms, phonics and colors. It was several months before computer translators could be programmed to converse in the Shanthalic tongue. Another race, the Thriddle, quickly mastered English (in all its simplicity) and were able to bridge many of the gaps between Human and Shanthalic communication.

The Shanthalas were a peaceful people by preference. The applications and origins of their technology were heavily integrated with their planet. Shanthalas helped the new colonists meet their needs for food, water, land and minerals. Treaties and land boundaries were quickly established to preserve the rights of the Shanthalas and their planet. Their attitudes were generous, but they were hardly naive.

By 2144, Earth was fully delighted with the success of the expedition. A few mutant births were experienced by those living on **JORUNE**, but scientists were eager to blame these aberrations on the trip through space. Their research continued to enjoy a high priority. It was now deemed safe to establish a formal colony.

The "Logus Colony" was to carry over twenty thousand colonists and crew to the awaiting planet. A fleet of 80 separate ships, Logus would carry her passengers in suspended animation for

the entire voyage. Even the crew was placed into a frozen state. Small children and pregnant women were not accepted as colony applicants because of their increased susceptibility to the risks of cryogenic support. Applicants were carefully screened and examined for soundness of mind and body. In 2151, the Logus colony was completed and boarded. Upon reaching the colony site, the crew would be revived, but passengers would be taken out of their suspended state only after colony security was approved. Each of the 80 ships were designed to be reasonably self sufficient after landing; supply ships from Earth would be needed only every five years.

In 2155, all Logus ships had landed at their various assignment locations. Security was relaxed to make life easier for the new colonists. It was in this same year that the colony learned of Earth's destruction.

The materials needed to build Logus and her predecessors had been taken almost exclusively from the moon. Lunar installations had been quickly enlarged to meet the needs of interstellar ship building. During the expansion, tension between the Eastern and Western conglomerates mounted. Eastern officials reported a general dissatisfaction with the distribution of lunar rights under the Appropriations Council. They withdrew their support and threatened that if not appropriated additional surface mining rights, they would block lunar transit. Negotiations were attempted, but by 2152, no more talk was possible. The Eastern powers over-ran several small ore-extraction sites. Lunar conflict soon escalated into terrestrial war that transformed the surface of the Earth into a radioactive cinder. During the ensuing turmoil, weapons were used against various lunar targets and settlements. With Earth a lifeless hulk and the lunar stations obliterated, the Humans of **JORUNE** were quick to comprehend the desperation of their situation.

The terror stricken population quickly broke their negotiated treaties. They needed more raw materials, now that Earth supplies would be unavailable. The Shanthalas met these actions with hostility; violence was threatened. The colonies ignored these threats, as the Shanthalas had yet to demonstrate any war making capability. They sadly underestimated their hosts. Almost immediately after man started refining ore from Shanthalic burial sites, a massive Shanthalic attack employing energies of almost nuclear proportions was launched against each of the 80 colony settlements. Only hours after the battle began, biological warfare agents were released from one of the Logus ships. These genetically modified bacterium were created to exclusively kill Shanthalic life. As sound as the biological creations were, the scientists who developed them had no time to account for subtle variations in the Shanthalic race. Over 99% of the Shanthalas died, leaving only thousands of a once populous race. This was no victory for man however; the incredibly powerful energy blasts launched at each of the Logus ships, destroyed man's only means of leaving **JORUNE** and quickly annihilated twelve thousand of the colony members. Settlements were abandoned and items of technology left behind. It was a common belief that Shanthalas were capable of seeking out power sources, even those used in hand held devices.

The end of the Earth came in the year 2155 A.D. The **JORUNE** time clock begins here at zero.

JORUNE gives off an exotic form of energy unlike any radiation or force previously encountered by man. No instruments recorded this mutating power nor was anyone aware of it until newly pregnant mothers gave birth to creatures of various bizarre forms. It was finally realized that the deformities noticed by the original expedition were not attributable to space; the genetic code of the offspring had somehow been modified by the presence of the **JORUNE** energy. The mutations were always one of several distinct forms.

Entirely new forms of life emerged from man. Some of the divergent Human forms were born with wings, others with gills. Some Humans and creatures were naturally immune to **JORUNE'S** energy; they passed on this trait to their offspring. Earth creatures brought on the expedition for research also suffered the effects of this energy. Many species quickly died off. Those unable to compete in the **JORUNE** environment, for which they were, as yet, unadapted, quickly perished. Cows were the first to go.

Some creatures were drastically changed by the new environment. Often these adaptations were beneficial. Although wolves, bears, lions, and cougars were mutated by the **JORUNE** energy, Human intervention by an aging bio-engineer from the Logus Colony carried this process to extremes. Earth's bio-technology had been at least as advanced as Earth's interstellar travel.

The genetically modified animals were designed to be larger, stronger, and more intelligent. They became bipedal, and grew opposable thumbs. Human legends speak of the father of these creatures with honor. His name, "Iscin," is taken by those of learned ability.

Mutations divided the Human population into different races. The society of man quickly disintegrated. They had once banded together against an alien environment, now they sought refuge from each other. The chaos created by mutant births destroyed any hope of creating a self sustaining colony. The surviving Humans quickly became part of the forest fabric. Man became a hunter again.

In the 250 years that followed, man and Shantha continued the hostilities kindled earlier. For a long time, man abandoned his tools and technology; life became simple in philosophy and existence remained a struggle.

Humans continued mutating into a variety of forms. Most of these different races segregated themselves from unmutated Humans; over time, they would develop their own languages, customs and religions. Two of these species, **Caji** and **Boccord**, remain man-like. **Caji** are smaller than men, but their bodies changed such as to permit them to tap the abundance of ambient energy of **JORUNE**. **Boccord** are larger and stronger than Humans. Together, the Humans, **Caji** and **Boccord** would found an empire in the not so distant future.

Thousands of years passed and life slowly settled down. Game play takes place about 3500 years after the Colony's battle with the Shanthas. A few large cities and nations (realms) exist. Player characters are usually from a tribe or city somewhere in the realm or **Burdoth**. Starting out in their "Tothis" period, characters are considered adults, but are unrecognized as full citizens by the state. Tothis is a time for travel and learning. The tothis period is a proving ground for applicants to the **Burdothian** society.

3000 **GAMING**

3100 **CHOOSE A REFEREE**

3200 **KNOW THE PLOT**

3300 **LEARN DICE**

3400 **CREATE CHARACTERS**

3500 **REFEREE ONLY: PLOT**

3600 **CONTINUING PLAY**

By following a list of things to do here, everyone can be ready to play **JORUNE** in just a few hours.

3100 **CHOOSING A REFEREE**

Its time for a big decision. One person must give up the privilege of being a player to referee the game. All events that occur in **JORUNE** revolve around the Referee. It is the Ref's responsibility to create plots (campaigns) so that playes have places to go, people to meet and things to do. The referee is the only person who needs to read the rules. Refs need to be able to describe settings, speak for the Non-Player Characters and arbitrate events. Choose your ref carefully; look for good story tellers who will be responsible for the extra work involved. A motivated ref makes a world of difference.

3200 **KNOW THE PLOT AND SOME HISTORY**

Players need to understand their character's circumstances. Everyone who plays should read the plot (chapter 1, section 2000). **POST COLONY HISTORY** (section 7100 in this chapter) also impart some of the texture of **JORUNE**.

3300 **LEARN DICE**

It is important that the referee clearly understand die rolling concepts and processes. Many referee's decisions will depend heavily upon die rolls. Players also need to know how to use dice, but the referee can explain this to them as needed.

3400 **CREATE CHARACTERS**

Playing a dull character is no fun for you or the party you're schlepping around with. But there's no excuse for a dull character when you can create your own by following the guidelines of section 5000.

3500 STARTING SCENARIO (REFEREE ONLY)

If you're not the referee, what are you doing reading this section? It's like looking at the last page of book before reading it. Besides, it's bad luck.

All those still with us: If you use this starting campaign, read all the way through this section before trying it with your players. Pay attention to all references given.

HOW TO PLAY

Here you have a short scenario that a referee can guide the players through just as soon as they have created their character sheets: All of the players start in the outskirts of Ardoth, the capital city of the realm Burdoth. *The weather is fair (the sun is out but there are scattered clouds). Three of the seven moons are visible, even in the daytime sky (Shal, Du and Desti). The time of day is early afternoon.* The players have just finished buying what they need from Vist Arnis, Trarch Trader (described in section 5900 and then later in chapter 3, section 3000A) and are ready to set out.

While walking down a dirt road out of town, one of the players notices that a creature is following the party. Roll to randomly determine who notices. For example, if there were 4 players, a D4 would be rolled to determine who saw the creature first. If you don't have four-sided dice, roll a six-sided, and re-roll in case of 5 or 6.) You, as a ref, must tell the players what they see. Information for the players is italicized. Try using your own words. *The creature is a Woffen* (read section 3.1100.25 for a description of these creatures). *Dressed in blood stained rags, the Woffen is very thin and pale. Large clumps of fur are missing from his back and his legs. He walks with a slight limp, trailing the party by about 30 meters* (about 90 feet, but get in the habit of using meters). *His tail is drooping. The Woffen carries nothing with him but an old, battered-up sword. His rags are heavily knotted to mend many rips.*

The players must decide what to do. Be sure to tell them that if they speak too loudly they may be heard by the Woffen or other nearby creatures. Hopefully the party will not decide to attack the Woffen. He is not particularly dangerous and means no harm. If the players allow him to come close enough (2 to 3 meters) he will ask them if they can spare some food. *Any offer will be graciously accepted (players carry a few days of food with them at all times). Just before eating or drinking, he whines with each labored breath. Before he eats or drinks, his ears will rise in excitement.* Profuse gratitude is given to those who help him.

If the party asks questions of the Woffen, he might say something like *"I am Gawmen Lenk. My blood is angry"* (it is also pooling about his feet) *"I hoped Burdoth would have treated me better. My sword is all that I carry after those Ramian scum tried to bash the life out of me. They left me to die in a ditch. Everything else is gone,"* (even clumps of his fur). At this point Gawmen yowls in pain and despair. It took me so long to reach Ardoth: now look at me." Give the party time to react.

If the party has shown him substantial generosity, Gawmen will give them his old beat up sword. If, on the other hand, the players were stingy with their food or offered him nothing, Gawmen will try to sell his sword to them. Roll a 2D6 to determine the asking price. A roll of 5 through 9 indicates an average price of about 2 gemlinks. A very high roll (11 or 12) suggests that Gawmen wants more than a piddly 2 gemlinks for his sword; he wants 10 gemlinks (1 gem). A low roll corresponds to low values. Use your judgement to decide the price of the sword. Keep in mind that Woffen are approximately man sized; Gawmen's sword is useful to only Human sized creatures. Thus, Gawmen will offer the sword to Humans in the party before Cajj or Boccord.

If the players examine the sword, describe it as old and brittle; its only interesting feature is some writing engraved on the blade. Gawmen is aware of this writing but is not familiar with the language. More about the sword later.

If the party decides to attack Gawmen, he will pull out a white crystal from his rags (see section 3.3830.09) and a warp will appear (see section 7370 for a description of warps). Gawmen will jump through this warp and disappear. The warp will fall (vanish) in two seconds (one round). Avoid such a situation if possible. The see-and-kill strategy leaves much to be desired. It promotes little in the way of group cooperation and comradery. If the players somehow succeed in killing Gawmen, what would then have gained? Other than his rags, a sword, and the white crystal, he owns nothing. The white crystal will only be found if the players search the Woffen's body. If he is attacked, local patrols saw the whole incident on a roll of 14 to 20 on a D20. All in all it's a messy situation. Combat is an option, but only one of many. Try to refrain from combats until the referee gets a chance to read chapter 2, section 6000 (COMBAT).

The referee shouldn't advise players what to do and not to do, but should influence the actions of the party by dropping hints or, better yet, asking them questions like: "I wonder what the patrol at the clep (Entren for inn) over there thinks about all this" or "Gosh, I hope none of the creatures nearby mind the blood-curdling howl of a Woffen being murdered". Tactics such as these, if not overused, can be quite effective in helping to set the party into a productive playing style.

Assuming that the party has treated him fairly, roll a 2D6 to determine how much Gawmen likes the party (high rolls indicate favorable responses). Roll to see how much he likes each character in the party if you wish. Based upon this die roll, decide whether Gawmen Lenk wants to hang around the party or not. (Low rolls indicate his desire to move on.) If he stays, he will need healing. You should be prepared take this into account and be able to answer detailed questions about him.

If the players are interested in the writing on Gawmen's sword, they might try to find someone who can translate it. If they search for a while they will come across Den Goe-den, a Thriddle translator who is sitting quietly in his small grass hut. He will translate the writing for 5 gemlinks. Read the description of Thriddle in chapter 3, section 1100.20. Before reading the translation, the Thriddle will offer to buy the sword from the players for 2 gems, commenting upon the "antiquity of the fabrication." If asked for more than this amount, the Thriddle will trade a pair of comlinks

for the sword (see chapter 3, section 3430.03 for a description of this ancient Earth item). If asked direct questions, or coaxed a bit, the Thriddle will translate the words: "COTH COLDICH: CRUGAR SENTINEL. THE SUN'S PATH IS A TRACK AS MY HONOR IS TO MY SOUL." Den Goe-den will explain that Coth Coldich was a famous Crugar 1800 years ago and this sword is of minor historical significance. The Thriddle will be very interested in the purchase, at that point.

And so on. From this you should be able to get a picture of what the job of referee is like. Anticipate the players' decisions. Make the situations interesting. Involve new creatures, items or places that the players are unfamiliar with, and above all, make it interesting. Enjoy yourself.

Now that the sample scenario is over, either tell the players that that's it for now, or else create new material.

Additional information on writing campaigns is located in section chapter 4, section 1000. In chapter 2 (PLAY), sections 2000 through 4000 are all dedicated to generating encounters like the ones just described. If you prefer, you can always purchase our exciting, pre-prepared, expertly crafted campaigns. They'll provide you and your players with hours of exciting gaming.

3600 CONTINUING TO PLAY

If you use a pre-made campaign, all of the steps to follow will be provided there, otherwise, read section 4.1000 for suggestions on creating your own campaign. Before you leap into the pages ahead, here's a brief overview of the contents of each of the four chapters in **JORUNE**.

CHAPTER 1: INTRODUCTION:

Chapter one contains the plot, Jorune's history and the instructions for playing. Also included is a section on the Shantha, a race of intelligent creatures present on **JORUNE** before the colony arrived (see section 6000)

CHAPTER 2: PLAY:

The PLAY chapter covers weather, encounters, combat and experience. This chapter is very important to referees who write their own campaigns. All referees must learn to use the combat system in section 2.5

CHAPTER 3: ENCYCLOPEDIA:

The third chapter is a **JORUNE** encyclopedia. It contains descriptions of creatures, mutations, items and acquired talents. Memorization is not the key to success. Spend time learning the layout of this chapter (you'll refer to it while playing).

CHAPTER 4: AID:

This chapter is for both the beginner and the advanced player. A few key details of making campaigns are listed, and an index is provided.

4000 DICE

COMMON D6 ROLLS D20 ROLLS D100—PERCENTILE DICE D200 ROLLS UNCOMMON ROLLS MULTIPLYING DICE

If you've been wondering what dice have to do with game playing, read on:

In the course of playing, it is often necessary to roll various dice. They put the element of chance into game play. Referees need to read all of this section. Players can skip to the "read me" symbols. One reading does not a die-master make, but comprehension will come quickly with play.

HAVE THE DICE IN HAND WHEN TRYING TO FIGURE OUT HOW TO USE THEM

COMMON D6 ROLLS

The usual order of information about the die roll follows this format:

1. How many dice to roll
2. What type of dice
3. Add what number to the result

For example, 3D6 means "roll 3 six-sided dice." You **always** add them up to get the die roll result. Often, numbers are added to the roll (as in 3D6+12. Add the 12 in after the 3D6 total).

Because six sided dice are used so often, part of the die description is frequently left out. "3D6" becomes simply "3." Any time a die description doesn't tell what type of die to use, *always use D6*

D20 ROLLS

Very often, a roll of 1 through 20 is called for. The best way to roll 1 through 20 is on a D20 that is *numbered* 1 through 20. Since not all D20 are, here are some tips:

1. Using a two colored D20 (two sets of 0 through 9, each set in a different color). Pick one color to mean 1 through 10, the other to mean 11 through 20 (you add 10 to the roll on this color). On the 0 through 9 color, 0 means 10. On the 11 through 20 color, 0 means 20.

2. Using single color D20. Since you can't tell if you are supposed to add 10 to the die roll or not (no color coding), let a D6 tell you. A roll of 1 to 3 means use the D20 roll as is. A roll of 4 to 6 means add 10.

D100—PERCENTILE DICE

There is no die with 100 faces. Since D10 are uncommon, use two uncolored D20s (the ones with 0 through 9, 0 through 9). The first one you roll gives the tens digit, and the second gives the ones digit. For example, a roll of first 6, then 7, means "67." A roll of "0" "0" means "100."

D200 ROLLS

To roll a D200, you need both the percentile dice (two D20s) and a D6 (you could flip a coin for the hundreds digit, but that would be naive). Turning a D6 into a "D2" is easy—rolls 1 to 3 mean "0" and 4 to 6 means "1." Use this method to get the hundreds digit. (usually when the D6 is used as a D2, the result is either "2" or "1." The D2 method described above is really a "D2-1" method.) To get a roll of "200" the D6 roll must be 4 through 6, and the two others must be "00."

UNCOMMON ROLLS

1. To roll a "D3," use your trusty D6 as follows: 1 or 2 means "1," 3 or 4 means "2," and 5 or 6 means "3."

2. To roll "D16," use a D6 and a D8. If the D6 roll is a 1 to 3, use your D8 roll as is. If the D6 roll is 4 through 6, add 8 to the D8 result.

3. For "D40," use a D4 and a D10. A D4-1 determines the tens digit, but if the ones digit rolls a "0" the tens digit increases by 1.

Other uncommon die rolls can be figured out by using systems like the ones above.

MULTIPLYING DICE

sometimes the die descriptions call for multiplying. 2D6x50+5, for example, simply means that after the 2D6 are added together, multiply the result by 5, and then add 50. Note: remember that whenever the type of die is not specified, it is **always** a D6. 2x50+30 is the same as 2D6x50+30.

5000 ROLLING PLAYER CHARACTERS

5100 RACE

5200 GENDER

5300 BACKGROUND INFORMATION

5400 CHARACTERISTICS

5500 ACQUIRED TALENTS

5600 CAJI CHARACTERS

5700 ADJUSTED CHARACTERISTICS

5800 EMPTY SPOTS

5900 PURCHASES

Each player role-plays a character of his or her own design, moderated by die rolls. Information about the character is recorded on a CHARACTER SHEET. Beginning players can follow the examples of three gamers in SAMPLES throughout the text.

SAMPLE

Liz, Darren and Steven are preparing to play JORUNE. They each have character sheets in front of them.

Players design their own characters using the rules as guidelines. The referee is not limited to role-playing one creature; a Game Master controls all creatures which the players encounter.

5100 RACE DETERMINATION

5110 HUMAN

5120 CAJI

5130 BOCCORD

5110 HUMANS

Humans are the direct descendants of the original colony members. Weighing an average of 210 pounds, they are slightly larger than their Earth ancestors. The first years of struggle on JORUNE built up the Human stock; also, the planet's reduced gravity permitted greater growth. The height of the average Human is 6' 3". Humans are the only race able to use energy weapon (exception: Pundit). Humans are the most average of the character types. They have no special advantages or disadvantages. Their ability to utilize Earth technology makes up for their normality and lack of special mutations. Humans run Burdothian society in general, and tend to dominate the upper social levels; they represent the majority interests.

5120 CAJI

Caji are close relatives to the Humans. Their bodies have adapted well to JORUNE; Caji are able to consciously manipulate the planet's ambient energy in a variety of ways. Although these abilities are genetically transmitted, Caji are unable to use their mutations without years of discipline and training. Their bodies absorb and store energy from the environment, that must be released periodically. Voluntary use of mutations releases energy without discomfort, but the option of controlled release is not always available. Caji that hold it too long must endure painful, spasmodic expulsions of energy accompanied by wild electrical discharges.

Although Caji are mutated in powerful ways, they are much smaller than Humans, weighing an average of 120 pounds, and standing 5' 3" tall. Caji are physically the weakest of the Human races; players starting out as Caji must struggle to survive, but have the greatest potential for growth in their talents. They tend to spend time mastering their discipline. While they may lack an active role in Human society, they are none the less, well accepted. However, their moods are influenced by their energy level. Upon using the last dregs of their energy, Caji become lethargic and irritable. Excess of stored energy within their bodies cannot be maintained indefinitely without disabling their energy storing capacity.

5130 BOCCORD

Boccord are also relatives of the Humans. Their adaptations to the energy of the planet changed them differently than the Caji; their bodies grew larger and stronger. Boccord are physically the most powerful of the three races, having at least the physical Strength of three Caji. Full grown Boccord stand about 7' 1" tall, and usually weigh about 310 pounds, but they can weigh more than 360 pounds. If Boccord live long enough, they gain a mutation that Caji also possess, "Deflector." Deflector is an invisible shield that they can create around their bodies several times each week. Although it lasts only a moment, it can deflect most any attack. The Boccord's ability to use Deflector is more instinctive than the carefully practiced Caji mutations. Boccord cannot use energy weapons as Humans can, nor are they able to use the myriad mutations available to Caji.

Boccord tend to share a great many cultural traits with Humans. Boccord women are entitled to complete equality under their laws and customs. Boccord culture is more integrated with Burdotherian society than is the Caji's. Limilates have a profound effect upon the Boccord's already powerful attributes. The procurement of limilates is a common cultural pursuit.

SAMPLE

After careful thought, Darren decides to role-play a Caji character. Steve will role-play a Boccord. Liz balances out the party by role-playing a Human (not necessary, but it's good to take the whole party into consideration).

5200 CHARACTER'S GENDER

Players must choose the gender of their characters: male or female. Females of all three races are little smaller and weaker, but tend to be more dexterous, better educated and have a higher Social Status than their male counterparts. Capabilities of the sexes are approximately equal on JORUNE (female characters subtract a few points from their Strength and Constitution, but add a few to their Dexterity, Education and Social Status). In Burdother, there is little social distinction between men and women. In other realms and lands, this may not be the case. Attitudes of creatures encountered may be highly influenced by the gender of player characters in the party.

SAMPLE

Steve and Darren have both decided upon male characters, a Boccord and a Caji, respectively. After reading 5420, Liz has decided to role-play a female Human.

5300 BACKGROUND INFORMATION

5310 ORIGIN

5320 NAME

5330 CHARACTER HISTORY

Characters are not wandering around like amnesiacs lost in the woods. They have names and backgrounds; think of them as alive.

5310 ORIGIN

At this point, players may want to think about where their characters are from and what type of background they would like them to have. Look to section 7400 for information on towns and regions of origin.

5320 NAMING A CHARACTER

Each player must create a name for the character that he or she is going to role-play. Go beyond "Dick and Jane." We've spared you creatures called "spot." Try customizing your names to the exotic JORUNE setting and its unique phonic structures.

SAMPLE

A list of typical Human, Caji and Boccord names:

HUMAN	CAJI	BOCCORD
MTHON IDIC(F)	PESC CHOLDRIN	BORV ANDRAN
MAGHN MASTION	ONIC NININDRUE(F)	TARLIT TATHINIE
SERTI DURLUM(F)	JORAM DISTDIN	HATHDIS TARKOT--
ROVDEN TROMIS	RISTIN CATHALRU(F)	ETHDIN COCCDF

All of the names are suitable for male and female characters although the ones with an (F) after them are usually female. Don't feel obligated to use these names; players should create

names which encapsulate the personality of the character they will role-play. They are just to give you the feel of some typical JORUNE names.

Liz for example, created the name Andrihell Lormer for her female Human. Darren came up with the name Vendrith Cacs for his Caji character. Steve couldn't think of a good name for his Boccord, so he chose the name Borv Andran (pronounced Borv And-rin) from the list above.

5330 CHARACTER HISTORY

Once skills are chosen for characters, their pasts can easily be created. See the CHARACTER HISTORY section of the character sheet.

5400 CHARACTERISTICS

5410 CHARACTERISTICS DESCRIPTIONS

5420 ROLLING CHARS

After the players decide upon gender and race, it's time to fill in the details that give the character dimension. Every player needs a set of character sheets. There is a complete set at the end of the book. (Feel free to make photo copies for your own use.) In addition to other information, numbers representing their characteristics of all intelligent creatures are recorded on the character sheet.

5410 CHARACTERISTIC DESCRIPTIONS

5411 CONSTITUTION	(CON)
5412 STRENGTH	(STR)
5413 RECOVERY	(REC)
5414 DEXTERITY	(DEX)
5415 EDUCATION	(EDC)
5416 SOCIAL STANDING	(SOC)
5417 AIM	(AIM)
5418 SPEED	(SPD)
5419 STAMINA	(STA)

5411 Constitution

The Constitution of a creature indicates its size and how much damage it can sustain before death. For Caji and Boccord, each point of Constitution represents 10 pounds of body weight. For Humans, multiply the Constitution by 5 and add 75 pounds to calculate the body weight. For example, A Human of Constitution 22 would weigh 185 pounds ($22 \times 5 = 110$, $110 + 75 = 185$).

5412 Strength

Strength is a measure of a creature's ability to carry a burden or wield a weapon. For every ten points of Strength, the amount of damage that a creature is capable of delivering with primitive weapons increases. Thus, a Strength of 33 is more advantageous than a Strength of 29, but not much better than a Strength of 30.

Each point of Strength translates to 10 pounds of lifting capability. Such burdens may be lifted for 4D6 rounds (roll each time a player picks up such a load, adjusting the number of rounds for lighter and heavier loads). Players may carry one third of their lifting capability for relatively long periods of time, without excessive strain. Thus, a character with a Strength of 22 could lift 220 pounds for about 30 seconds (a 4D6 usually comes out to about 14, $14 \text{ rounds} = 28 \text{ seconds}$). The same character could carry 70 pounds with relative ease (resting from time to time). Creatures may lift half one and a half times their normal lifting limit, but for only one round (our Human with a 22 Strength could lift 330 pounds for a second or two). These lifting capabilities take into account the decreased JORUNE gravity.

5413 Recovery

Recovery is the body's healing speed. A Caji's ability to draw upon the ambient energy of JORUNE is heavily dependent upon Recovery.

5414 Dexterity

Dexterity is a measure of a creature's grace, agility and reaction speed. Dodging and evading, and chances of successful attacks depend upon Dexterity. Characters with low Dexterities are not necessarily clumsy, just slow.

5415 Education

Education is a measure of the experience and skills characters have accumulated before entering Tothis.

5416 Social Status

All characters start game play at "Toth" status; they are Burdothian, but do not share the privileges of Drenn (citizens). Toth can come from any economic background. Burdothians of lower, middle, and upper wealth levels must all undergo Tothis to warrant citizenship.

The process leading up to Drenn status requires much dedication of the Tothis. Once characters feel that they have paved a path of honor for themselves, they trek to Ardoth in the hopes of being accepted into the upper Burdothian stratum. The process requires several weeks for completion. Characters are asked questions about their travels and experiences. Honor and spirit are the most desired traits in members of higher Burdothian society. A roll of 1 through 60 is needed on a D100 in order for the character to achieve Drenn status. (Referees are urged not to modify these chances except in the cases of an extremely honest, or vile character.) If the roll is unsuccessful, six months must pass before another attempt can be made. Subsequent attempts increase in chance of success by 5% each time. A roll of 90 to 100 always indicates failure.

Those attaining Drenn status revel in the benefits of citizenship. In five years they can petition for an application to Kesht status. Although the process is similar, it takes over a month in Ardoth to complete and chances of success are only 15%. They do not increase over time.

Citizenship is an honor and a privilege that cannot be bought. When the transition from Tothis to Drenn is officially sanctioned, the state bestows a great honor upon the new citizen: A medallion is activated and matched specifically to the recipient. It will glow as a symbol of status and identification only when worn by the new Drenn (see chapter 3, section 3320 for details on medallions).

The highest of the Burdoth social strata (again, not relative to economic status) goes even beyond Drenn. "Kesht" is a special class recognized as the most privileged and honored. Kesht earn their status over a long period of time.

Kesht use the same glowing medallions they received when accepted as Drenn, but they are imprinted with the official seal of the realm. It is assumed that Drenn would not tamper with their activated medallions to counterfeit Kesht status; loss of citizenship and banishment would result should their efforts be detected.

The die roll representing the character's Social Status is an indication of family background, wealth, and Education. Characters with high numbers in their Social Status receive more currency initially.

As far as the number representing Social Status is concerned, rolls less than or equal to 22 indicate the character is poor; he or she receives no special advantages. The small segment of characters with a Social Status of 23 receive extra currency and 6 extra Education points. They are members of the **JORUNE** middle class. Those few characters with Social Statuses of 24 who are able to roll a 6 on a D6 are upper class. Raised in luxurious environments, with *proper* Educations, these characters receive a small fortune in currency and 10 extra Education points. If they fail their D6 roll (by rolling a 1 through 5), they are only middle class. Note: extra Education points may only be used to strengthen abilities *within* a skill class, and not to learn new skills.

5417 Aim

The better a creature's Aim, the higher the ability to succeed in ranged attacks.

5418 Speed

Speed is a measure of a creature's top sprint speed in meters per round. A character with a speed of 20 could sprint 20 meters per round.

It takes 2 rounds to reach top speed. Until the second round, travel will be at one half of the sprint speed. The same applies to running, but jogging requires no such acceleration period.

5419 Stamina

Stamina is the ability to fight off fatigue and suffer damage without falling unconscious.

5420 ROLLING CHARACTERISTIC

Die rolls determine a character's particular attributes. Rolling a weak or clumsy character is not the end of the world (ye shall overcome, with skill).

All information recorded on the CHARACTER SHEETS should be written in pencil. Many numbers will be changed later as the character develops.

All of the nine characteristics are recorded on the CHARACTER SHEET page.

Die rolls are used to generate the nine characteristics for each of the three human races. Use the table below in preparing the CHARACTERISTICS SECTION of the character sheet. Record results on scratch paper for now. The numbers in the (F) column indicate the number of points female characters add or subtract to their various characteristics.

T5420 ROLLS FOR CHARACTERISTICS						
CHAR	CAJI	(F)	HUMAN	(F)	BOCCORD	(F)
CON:	1D6+6	-1	2D6+14	-2	2D6+24	-2
STR:	1D6+6	-1	2D6+14	-2	2D6+24	-2
REC:	1D6+6		2D6+14		2D6+24	
	+		+		+	
DEX:	2D6+12	+2	2D6+12	+3	3D6+6	+3
EDC:	2D6+12	+3	2D6+12	+3	3D6+6	+3
SOC:	2D6+12	+3	2D6+12	+3	3D6+6	+3
	+		+		+	
AIM:	3D6+6		2D6+12		2D6+12	
SPD:	3D6+6		2D6+12		2D6+12	
STA:	3D6+6		2D6+12		2D6+12	

One bit of flexibility is allowed in rolling characteristics. Rolls of the same roll type may be swapped. Thus, Humans are allowed to swap their Constitution, Strength and Recovery rolls because they all consist of 2D6+14. Humans may also exchange their other six characteristics. Caji and Boccord are slightly more restricted in swapping; they have 3 groups of 3 to swap in as opposed to Humans with their group of 3 and a group of 6.

Individual points may not be exchanged. Thus, an Aim of 19 and a Speed of 22 could not be re-balanced to yield an Aim of 21 and a Speed of 20.

SAMPLE

Players record attribute information on their character sheets. (The actual character sheets created by the three players appear at the end of section 5000 in this chapter.)

Darren, Liz and Steve eagerly grab six-sided dice; it is time to roll the characteristics of their characters: Vendrith Cacs, Andrithell Lormer and Borv Andran.

First, let's see how Darren's Caji character does:

For the first three characteristics (Constitution, Strength and Recovery) he rolls 1D6+6 (roll one six-sided die and add 6 to the result) and gets a 4, a 2 and a 6; adding 6 yields 10, 8 and 12. Darren chooses to place the 12 in Constitution, the 10 in Strength and the 8 in Recovery. For the next three characteristics (Dexterity, Education and Social Status) he rolls 2D6+12 (two six-sided dice adding 12) and gets a 6 (1+5), an 11 (6+5), and a 9 (5+4). Adding 12 yields 18, 23 and a 21. Darren places the 23 in Dexterity, the 21 in Education and the 18 in Social Status. For the last three characteristics (Aim, Speed and Stamina) he rolls 3D6+6 (three six-sided dice plus 6) and rolls a 21 (5+6+4=15, 15+6=21), a 13 (3+3+1=7, 7+6=13) and a 19 (6+3+4=13, 13+6=19). Darren places the 21 in Aim, the 19 in Speed and the 13 in Stamina.

CAJI		
DARREN: VENDRITH CACS		
CON: 12	DEX: 23	AIM: 21
STR: 8	EDC: 21	SPD: 19
REC: 10	SOC: 18	STA: 13

Liz is rolling her Human's characteristics at a feverish pace. She has more choices, as a Human, in assigning many of her rolls.

She rolled a 25 (5+6+14), a 23 (5+4+14), and a 16 (1+1+14) for her Constitution, Strength and Recovery. For the remaining six rolls of 2D6+12, she rolls 17 (4+1+12), 24 (6+6+12), 17 (3+2+12), 20 (4+4+12), 19 (6+1+12) and a 21 (5+6+12). After some thought she decided upon the following arrangement.

HUMAN		
LIZ: ANDRITHELL LORMER		
CON: 25 (F)	DEX: 20 (F)	AIM: 17
STR: 23 (F)	EDC: 24 (F)	SPD: 17
REC: 16	SOC: 21 (F)	STA: 19

Adding and subtracting the modifiers for female characters, the numbers now look like:

HUMAN		
LIZ: ANDRITHELL LORMER		
CON: 25-2=23 (F)	DEX: 20+3=23 (F)	AIM: 17
STR: 23-2=21 (F)	EDC: 24+3=27 (F)	SPD: 17
REC: 16	SOC: 21+3=24 (F)	STA: 19

An F refers to characteristics changed by gender. Because she used a pencil, the changes were easy to make.

As a beginning player, Steve waits for Andrew (the referee) to make sure that he's doing everything right. With a little help, he gets underway.

For Constitution, Strength and Recovery, Steve rolls a 33, a 29, and an 35. His 3D6+6 rolls for the next three characteristics yield a 19, 11 and a 17. His last rolls, of 2D6+12, result in a 14, an 18 and a 23. The arrangement he chose is on the table below.

BOCCORD		
STEVE: BORV ANDRAN		
CON: 35	DEX: 19	AIM: 23
STR: 33	DEX: 17	AIM: 14
REC: 29	DEX: 11	AIM: 18

5500 ACQUIRED TALENTS

5510 SKILL CLASSES

5520 SPECIFIC SKILLS

Among other things, the SPECIALTIES SHEET records skills and languages. Skills come in two groups: Skill Classes, and Specific Skills. Chapter 3, section 4000, explains how skills are learned. Characters receive a number of points to use for skills equal to their Education.

5510 Skill Classes

Chapter 3, section 4100 describes each of the various Skill Classes, the number of Education points required for each, and the benefits that each class has to offer. The following skills are all described in chapter 3:

COST IN EDUCATION POINTS FOLLOW THE SKILL NAMES.

4101 ARCHER	6
4102 BATTLE TACTICS	7 C
4103 CAJI SKILLS	5
4104 COMBAT	8
4105 ETIQUETTE	3 C
4106 HEALER	6
4107 ISCIN:SCIENTIST	5 C
4108 ORATOR: AHDIS	8
4109 SHANTHIC COMBAT	14 T
4110 STALKER	10 T
4111 THIEF:GITHERIN	8
4112 TRADES-PERSON	10
4113 TRAINER	4
4114 TRANSLATOR	8

5520 Specific Skills

In addition to Skill Classes, characters may use their Education points to pick up Specific Skills. The following is a list of the Specific Skills and their costs.

THE FOLLOWING SPECIFIC SKILLS ARE ALL DESCRIBED IN CHAPTER 3:

4201 ACCOUNTING	3
4202 +1 ADVANTAGE ROLL	7
4203 +1 CRITICAL ROLL	7
4204 BARGAINING	3
4204 BIOLOGY	x2
4205 COOK	2B
4206 CULTURES	x2
4207 DANCE	2B
4208 ETIQUETTE	x2
4209 FAMILIAR WEAPONS	3B
4210 FLY TALMARON	5
4211 HERBALIST	x2
4212 HISTORY	x2
4213 LANGUAGES	x2
4214 MUSICIAN	2B
4215 RIDING SKILLS	2
4216 SHIP SKILLS	2
4217 SWIMMING	1
4218 VOCAL MUSIC	x2

SAMPLE

Darren's character, Vendrith Cacs, has an Education of 21. After reading section 4100 and 4200 in chapter 3, Darren selects the kind of Education his character has received. Note that 3 of his Education points remain unused.

5 POINTS FOR CAJI SKILLS: +1 TO EFFECTIVE LEVEL
 5 POINTS FOR ORBS. HAS MASTERED ORB MUTATIONS
 8 POINTS FOR TRANSLATOR. D6+10 MORE LANGUAGE POINTS
 TOTAL OF 18 POINTS USED. 3 POINTS REMAIN

Translation: Vendrith spent years learning his Cajji skills. One benefit of this effort is a +1 to Effective Level (described in section 5820) and savvy in orb mutation casting. Vendrith also spent considerable time studying different languages. Given D6+10 extra points to use for languages, Darren rolls a 14 (4+10). The 3 points saved above will now be used for languages. He has a total of 17 points to spend on languages.

3 POINTS FOR BRONTH
 1 POINTS FOR CROID
 5 POINTS FOR KNIK
 3 POINTS FOR CHAUN-TSE: CRUGAR
 1 POINT FOR WOFFEN (ONLY 1 POINT BECAUSE BRONTH TAKEN).
 2 POINTS FOR THIVIN
 2 POINTS FOR WALLUSK

As a translator, Vendrith Cacs is fluent in both the spoken and written forms of each of these languages.

Note that none of the skills chosen change the characteristics of Vendrith Cacs.

Next, Liz selects her acquired talents.

She has a Social Standing of 24, giving her a one in six chance that she was raised upper class. Liz rolls a 6 on her D6, confirming this. A roll of 1 through 5 would have meant that her character was only middle class.

As an upper class character Andrihell's name is prefixed by the word "Cle" (one of several possible prefixes). Thus, Liz's character's name is Cle-Andrihell Lormer.

Upper class characters receive D100+30 gemlinks upon reaching their 23rd year. Such characters are also very well educated. Liz adds 10 points to Cle-Andrihell's 27 Education Points (she rolled a 24 for Education, but as a female character, 3 points were added). Upper class adds 10 to this, bringing her Education to 37 points. Liz uses those points in the following way:

8 POINTS FOR COMBAT: +3 TO STR AND DEX
 1 POINT -1 TO HIT WITH SWORDS
 2 POINTS TO BE AMBIDEXTEROUS IN COMBAT
 3 POINTS FOR ETIQUETTE
 4 POINTS FOR BRONTH CULTURE. RESULT: 80% PROFICIENCY
 6 POINTS FOR HUMAN CULTURE. RESULT: 92% PROFICIENCY
 2 POINTS FOR THRIDDLE CULTURE. RESULT: 60% PROFICIENCY
 2 POINTS FOR THIVIN CULTURE. RESULT: 70% PROFICIENCY
 5 POINTS FOR ISCIN SCIENTIST
 1 POINT FOR ANCIENT EARTH TECHNOLOGY: 20% PROFICIENCY
 2 POINTS FOR HISTORY: BURDOTH RELATIONS WITH ROS CRENDOR CIRCA 3315 P.C. RAMIAN INVASION INTO NORTH WEST ROS CRENDOR
 1 POINT FOR SWIMMING (LOCATED UNDER SPECIFIC SKILLS)

ALL 37 POINTS USED

Had she not been upper class, Cle-Andrihell might not have spent her time learning the Sacred words of charm" which allow rich Burdothians to pass into most citadels, or the details of dining with guests of several races. Etiquette is a necessary art for middle and upper class characters.

The extra points in Dexterity and Strength are recorded on Liz's character sheet. Anything that her character lacked in brute force it has surely gained in expertise and style. A well balanced character is often more capable than a single minded individual.

Adjusted by Skill Classes, here are Cle-Andrihell Lormer's characteristics:

HUMAN		
LIZ: ANDRITHELL LORMER		
CON: 23 (F)	DEX: 23+3=26 (F)	AIM: 17
STR: 21+3=24 (F)	EDC: 27 (F)	SPD: 17
REC: 16	SOC: 24 (F)	STA: 19

Steve skims the skills section. He realizes that Borv's assets as a Boccord lie mainly with his fighting ability. He has only 13 Education points; training as a fighter would be his most productive education.

10 POINTS FIGHTER: +3 TO STR AND DEX
 1 POINT: -1 TO HIT WITH SWORDS
 1 POINT: -1 TO HIT WITH THE MORNING STAR
 1 POINT: -1 TO HIT WITH POLE WEAPONS

The combat skill alters Borv Andran's Strength and Dexterity. His new characteristics are:

BOCCORD		
STEVE: BORV ANDRAN		
CON: 35	DEX: 19+3=22	AIM: 23
STR: 33+3=36	EDC: 17	SPD: 14
REC: 29	SOC: 11	STA: 18

5600 CAJI CHARACTERS

Caji characters start out too young to master any powerful application of JORUNE energy. They may have learned the relatively easy skill of projecting orb and bolt mutations (see chapter 3, section 2000 for information on mutations). Only mutations under the heading of "LEVEL 1" of section 2400 in chapter 3 may be chosen by level 0 Caji. Cost points are used to determine what mutations the Caji is capable of using. Value points indicate the amount of ambient energy that the Caji can absorb from JORUNE each day. Beginning Caji receive points (Recovery +25) which must be split between cost points and Value points. Caji then receive an additional 10 Value points.

SAMPLE

Darren's character, Vendrith Cacs, has a Recovery of 10. This gives him 35 points (10+25) to split between cost and Value points, plus an additional 10 Value points. Looking through section 3.2, Darren chooses the following mutations (note that all of them are on the LEVEL 1 table). Level 0 and Level 1 Caji develop only those abilities on the "LEVEL 1 MUTATIONS" table.

ACID SPRAY	COST: 3	VALUE 0
SPIDER GRIP	COST: 4	VALUE 0
POWER ORB	COST: 5	VALUE 5
NIGHT EYES	COST: 4	VALUE 0
DETECT LIE	COST: 1*	VALUE 0
TASTE PERCEPTION	COST: 1*	VALUE: 0
WATER LUNG	COST: 1*	VALUE: 0
SUFFOCATE FIRE	COST: 1	VALUE: 1
=20 COST POINTS		

35 POINTS—20 USED ON COST = 15 LEFT FOR VALUE POINTS
 15 VALUE POINTS +10 = 25 VALUE POINTS FOR VENDRITH CACS
 TO USE EVERY DAY.

Of Darren's 35 points, 20 were used for mutations, leaving 15 points to be used as value points. Caji receive 10 additional value points, bringing Vendrith's number to 25 (this is a daily allowance). Value points measure a creature's ability to absorb and store the ambient energy which permeates all JORUNE. With 25 value points, Vendrith could use his Power Orb mutation 5 times a day. If he used it less, he could also throw his Suffocate Fire orb.

5700 ADJUSTED CHARACTERISTICS: ADC's

5710 CONSTITUTION ADC
 5720 STRENGTH ADC
 5730 RECOVERY ADC
 5740 AIM AND DEXTERITY ADC
 5750 SOCIAL STANDING ADC
 5760 SPEED ADC

Characteristics improve as the numbers representing them increase. ADC's are the interface between these numbers and game play. The number representing Aim, for example, is meaningless until it is converted to an ADC. Tables in this section convert all characteristics (except Education and Stamina for which there are no ADCs) into ADC's. ADC's are recorded on the CHARACTER SHEET to the right of the characteristic they represent.

5710 CONSTITUTION ADC

The size of a creature (and thus its Constitution) has a bearing upon its vulnerability; a large target is easier to hit. Find the player character's Constitution on the table below. The two resulting numbers are separated by a slash and recorded in the Constitution ADC space. The first number indicates how much harder a character is to be hit in hand-to-hand combat, the second number indicates how much harder the character will be to hit at range. For example, a Boccord with a Constitution of 34 would record +0/-1.

5710 CONSTITUTION ADC		
CHARACTER'S CONSTITUTION:	BONUS TO HIT HAND-TO-HAND	BONUS TO HIT AT RANGE:
1-2	+3	+12
3-5	+1	+6
6-10	+0	+2
11-28	+0	+0
29-60	+0	-1

5720 STRENGTH ADC

The ADC for Strength is used to modify damage done in hand-to-hand combat with primitive weapons. Index the player character's Strength on the table below, and record the result. Thus the Strength ADC for a character with a Strength of 33 would be $x3+1$. This means that all damage done by this character is tripled and added to 1.

T5720 STRENGTH ADC			
STRENGTH:	ADC	STRENGTH:	ADC
3-5	$x1/2$	23-25	$x2+1$
6-8	$x1-1$	26-28	$x2+2$
9-12	$x1+0$	29	$x2+3$
13-15	$x1+1$	30-32	$x3+0$
16-18	$x1+2$	33-35	$x3+1$
19	$x1+3$	36-38	$x3+2$
20-22	$x2+0$	39	$x3+3$

5730 RECOVERY ADC

Recovery is the speed at which the body can heal itself. It has a special meaning to Caji. Their bodys' ability to store JORUNE energy is heavily dependoent upon this characteristic. If a character had a Recovery of 21, the value D5 would be recorded under that character's Recovery ADC. By this value, we know that the character will heal D5 (roll a six-sided die, re-rolling in the case of a six) Hit Points and Stamina points of Damage each day. Healing is explained in further detail in chapter two, section 1300.

T5730 RECOVERY ADC			
RECOVERY:	POINTS HEALED PER DAY:	RECOVERY:	POINTS HEALED PER DAY:
7-10	D2	23-28	D6
11-14	D3	29-34	D8
15-18	D4	35-40	D10
19-22	D5	41-45	D12

5740 AIM AND DEXTERITY ADC

The chances of successfully using a skill which relies upon Dexterity or Aim depend upon the character's Aim and Dexterity ADC's. The Dexterity ADC is made up of an Attack Bonus and a Dodge Bonus. Record both numbers separated by a slash. Thus a Dexterity of 24 would give us an attack bonus of -1 and a dodge bonus of 4; this would be recorded as -1/4.

T5740 AIM AND DEXTERITY ADC			
CHARACTER'S DEXTERITY:	AIM BONUS:	ATTACK BONUS:	DODGE BONUS:
1-5	+6	+6	1
6-9	+4	+4	1
10-13	+2	+2	2
14-17	+1	+1	3
18-22	+0	+0	4
23-27	-1	-1	4
28-32	-2	-2	5
33-37	-3	-3	6
38-42	-4	-4	7

5750 SOCIAL STATUS ADC

- 5751 Lower
- 5752 Middle
- 5753 Upper

Check Social Status' for advantages on the table below. Although all characters start out at Toth status, they may be rich or poor.

T5750 SOCIAL STATUS ADC	
SOCIAL STATUS:	RESULTING CLASS & BENEFITS:
14-22	LOWER CLASS: NO ADVANTAGES
23	MIDDLE: +6 EDUCATION POINTS +D20 GEMLINKS WHEN STARTING
24	UPPER: +10 EDUCATION POINTS +D100 GEMLINKS AND +3 GEMS WHEN STARTING. MUST ROLL A 6 ON A D6 TO CONFIRM. ROLLING A 1-5 INDICATES MIDDLE CLASS.

5751 Lower Class

Characters of the lowest Burdothian class receive no bonuses nor penalties.

5752 Middle Class

Middle class characters receive a better than normal education, and extra currency at the beginning of the game (assuming they start at an age of 23 or older). Add six points to the Education of a middle class character.

Middle class characters aren't rolling in it, but they do start with a substantial cash bonus in the beginning. Middle class characters are initially wearing elegant clothing.

5753 Upper Class

Upper class characters come from families that enjoyed extreme wealth and luxury. Because of their privileged backgrounds, such characters are given an additional 3 gems and D100 additional gemlinks when starting out. Upper class characters will begin game play dressed in expensive clothing. They are given an additional 10 Education points.

Wealthy characters may prefix their names with: Cle, Dhar or Auden. For example, Tarniri (Tar-neer-ee) of Kethendon (Keth-end-din) Dhar-Tarniri of Kethendon. Dressing in expensive gowns is not always a wise; fine clothing can inspire jealousy, distrust, and muggings, especially in bad neighborhoods.

5760 Speed ADC

The ADC for speed indicates the number of meters per round that the player character can sprint, run and jog. Thus, a character with a speed of 20 would be able to sprint 20 meters per round, run 12 meters per round, and jog 6 meters per round. This ADC would be recorded as 20/12/6. To generate these ADCS, round the speed up to the nearest 2. This is the sprint speed. Divide this by 3 to get the jogging speed. The jogging speed multiplied by 2 is the running speed.

PREPARE FOR 15 LINES OF T5716

T5716 SPEED ADC							
SPEED:	ADC			SPEED:	ADC		
	SPRNT	RUN	JOG		SPRNT	RUN	JOG
1-2	2	2	1	19-20	20	12	6
3-4	4	4	2	21-22	22	14	7
5-6	6	4	2	23-24	24	16	8
7-8	8	4	2	25-26	26	16	8
9-10	10	6	3	27-28	28	18	9
11-12	12	8	4	29-30	30	20	10
13-14	14	8	4	31-32	32	20	10
15-16	16	10	5	33-34	34	22	11
17-18	18	12	6	34-36	36	24	12

SAMPLE

The ADCs of each characteristic for Vendrith Cacs, Andrihell Lormer and Borv Andran are listed below. Note that all skill bonuses have been applied to characteristics.

	CAJI	HUMAN	BOCCORD
CHAR	VENDRIX	CLE-ANDRITHELL	BORV
CON	12 :+0/+0	23 :+0/+0	35 :+0/-1
STR	8 :x1-1	24 :x2+1	36 :x3+2
REC	10 :D2	16 :D4	29 :D8
DEX	23 :-1/4	26 :-2/4	22 :+0/4
EDC	21	27	17
SOC	18 :LOWER	24 :UPPER	11 :LOWER
AIM	21 :+0	17 :+1	23 :-1
SPD	19 :20/12/6	17 :18/12/6	14 14/8/4
STA	13	19	18

5800 EMPTY SPOTS ON CHARACTER SHEETS

- 5810 PERSONAL DATA
- 5820 LEVEL & EFFECTIVE LEVEL
- 5830 ADVANTAGE AND CRITICAL BONUSES
- 5840 MULTIPLYERS
- 5850 LOAD MASS
- 5860 MOUNT
- 5870 WARP FACTOR
- 5880 HIT POINTS AND STAMINA POINTS

5810 PERSONAL DATA

Players must now fill out the PERSONAL DATA section of their CHARACTER SHEETS.

The weight of Caji and Boccord in pounds is their Constitution multiplied by 10. Humans multiply their Constitution's by 5 and add 75 to generate their weight.

The following table indicates the height of characters. Roll the dice as needed. A Human with a Constitution of 23 would find a 63-D6 on the table below. This character will be at least 6 foot 4 inches tall (6'4) and up to 6 foot 9 inches tall (6'9). If the roll of the D6 was a 5, that character would be 6 foot, 7 inches tall (6'7)

T5810 HEIGHT					
FIND THE FIT OF THE CONSTITUTION OF THE CHARACTER					
CAJI:	HUMAN:		BOCCORD:		
4-6	4'5+D6	11-14	5'5+D6	23-26	6'1+D6
7-9	4'9+D6	15-17	5'9+D6	27-29	6'5+D6
10-11	5' +D6	18-21	6' +D6	30-33	6'9+D6
12	5'3+D6	22-23	6'3+D6	33-35	7'1+D6
		24	6'5+D4	36	7'4+D4

SAMPLE

Vendrith Cacs, with a Constitution of 12 is 5'3"+D6 tall. Rolling a 4 on the D6, it appears that he is 5 foot, 7 inches tall (5'7"); Vendrith is neither thin nor fat.

Cle-Andrithell's Constitution is 21. Her weight is 180 pounds and her height is 6'+D6. Rolling a 2 on the D6, we find that Cle-Andrithell is 6 foot, 2 inches tall; a bit short for someone of her weight (based upon what an average roll would have yielding 6'3" or 6'4).

Borv Andran weighs in at a hefty 350 pounds (Constitution 35). His height is 7'+D6. Rolling a 6 for his D6 roll, Borv Andran is found to be 7 foot, 7 inches tall. Borv Andran is a slim Boccord.

5820 LEVEL AND EFFECTIVE LEVEL

All player characters start out at Level 0 and Effective Level 0. Record these numbers on the right hand side of the CHARACTERISTICS SECTION of character sheets. Level is a measure of age and experience. Effective Level indicates how powerful a character's mind is in defending certain mutational attacks. By spending time practicing defensive mental postures, characters can increase their Effective Level beyond its normal limits. Caji, for example, start with an Effective Level of 1 if they have taken Caji Skills.

During the course of game play, characters are rewarded for clever thinking and for survival in dangerous situations. These "Experience Points" are tallied on the third of the CHARACTER SHEETS under the Experience Tally section. Record the number of points, the source, and the date (of actual game play) of all experience points. Keep a tally of these points going. Chapter 3, section 5000 explains what to do with these tallies. Upon earning enough experience points, characters go up one level, bringing their experience points back to zero as well. At this time, the character's Level and Effective level both increase by one point.

5830 ADVANTAGE BONUS AND CRITICAL BONUS

When players start out, their Advantage Bonus and Critical Bonus are 0. These numbers affect combat probabilities and will be described in full detail in the combat section 2.6

5840 MULTIPLIERS

- 5841 ARMOR COST MULT
- 5842 WEAPON COST MULT

The size of a creature determines the cost of armor and weapons. The following sections explain the usage of Armor Cost Multipliers and Weapon Cost Multipliers.

5841 Armor Cost Multipliers

The armor cost multiplier is the the tens digit of the character's Constitution. Constitutions less than 10 have an armor cost multiplier of 1. This number indicates what all armor costs will be multiplied by to determine their costs. The smaller the character, the less expensive that character's armor will be. Thus, a Boccord with a Constitution of 34 would multiply all armor costs by 3.

5842 Weapon Cost Multipliers

A player's weapon-cost multiplier is calculated in a manner very similar to armor cost multipliers, except that the Strength of the character, not its Constitution, is used. Thus, it is the tens digit of the character's Strength. The weapon cost multiplier multiplies all weapon costs. Larger creatures require larger, more expensive weapons. Thus, a Human of Strength 23 would multiply all weapons costs by 2. Purchases of energy weapons are unaffected by weapon cost multipliers.

SAMPLE

Vendrith Cacs' multipliers are both 1, Cle-Andrithell's are both 2 and Borv Andran's are both 3, typical of their races.

5850 MAXIMUM MASS AND LOAD MASS

Maximum Mass is the Strength of a creature divided by 3. Record this number (rounding fractions down) in the space provided.

The Load Mass is a unit of encumbrance. A creature carrying zero or one Load Masses will be considered unencumbered. Carrying two load masses decreases Advantage (discussed later), chance to hit, and Speed, each by 4; this is the encumbered state. Creatures carrying three load masses may not participate in any combat activity.

The table below holds the Load Masses based upon a character's Strength. Thus, large creatures will have larger Load Mass listings than will small creatures and will thus be able to carry more before being encumbered. Record the number in the space provided on the CHARACTER SHEET.

T5840 LOAD MASS			
STRENGTH:	LOAD MASS:	STRENGTH:	LOAD MASS:
1-3	5	21-27	40
4-8	10	28-32	50
9-15	20	33-39	60
16-20	30		
0 OR 1 LOAD MASSES = UNENCUMBERED : NO MODIFIERS			
2 LOAD MASSES = ENCUMBERED: -4 ADV, +4 TO HIT, -4 TO SPEED			
3 LOAD MASSES = NON-COMBAT: UNABLE TO PARTICIPATE IN COMBAT			

SAMPLE

Vendrith has a Strength of 8; this translates to a load mass of 10 pounds. Thus, Vendrith can carry up to 10 pounds without being encumbered.

Cle-Andrithell's Strength is 23. Her Load Mass is 40 pounds.

Borv Andran has a Load Mass of 60 with his Strength of 35.

5860 Mount

In the space provided, record the type of Mount that the character employs. Typically this is thombo (a popular riding creature). All players start out with a thombo.

SAMPLE

Vendrith, Cle-Andrithell and Borv all have thombos as their mounts. The players may sell their thombos at any referee-acceptable time.

5870 PVC POINTS

Party Value Contribution points represent the overall power of a character. Add together the character's Level, Advantage Bonus, Critical Bonus, Weapon Multiplier and the value of all possessions in Gem Clusters (the value of a Gem Cluster or "GC" as it is called will be discussed later). Caji characters multiply their level by 3 when calculating PVC. This number will be used in section 2.2110.

SAMPLE

Vendrith has a PVC of 1 ($3*0+0+0+1+0GC$). Cle-Andrithell has a PVC of 2 ($0+0+0+2+0GC$). Borv Andran has a Party Value Contribution of 3 ($0+0+0+3+0GC$).

5890 WARP FACTOR

Almost all creatures absorb a little of JORUNE'S energy. During moments of tension, a defense mechanism is capable of releasing this energy in an involuntary, reflexive way. The result of this is similar to the Caji mutation "Deflector" except that the oncoming mutational attack is bent around the defender instead of being blocked. Note that this leaves the possibility of secondary defenders being hit.

Player's Warp Factors start at 1. When an orb or bolt mutates on a character, a D20 roll is made. If the roll is less than or equal to the character's Warp Factor, a release of energy warped the oncoming attack around the defender. Warp factors are only allowed when characters are somewhat aware that they are being attacked with an orb or bolt.

5890 HIT POINT AND STAMINA POINTS

Hit Points are used to determine how much damage a creature can sustain before death. A character has Hit Points equal to its Constitution. This number is recorded on the third CHARACTER SHEET labeled TALLY SHEET. Characters lose Hit Points when they are injured. If these points reach zero, the character is in a coma and will die without professional healing of some sort. Characters with a negative number of Hit Points will die almost immediately (the referee may suspend death a few minutes depending upon the type of injury).

Stamina Points are equal to a character's Stamina. They are reduced in the same way as hit points, except that characters are knocked out (not comatose, dead, or dying) when their Stamina Points reach zero.

SAMPLE

Vendrith, Cle-Andrithell and Borv have 12, 21 and 35 hit points.

5900 PURCHASES

All players ride into Ardoth on their "thombos" (riding creatures), carrying their savings. Players attempt to purchase the necessary items, arms and armor to equip them for adventuring and exploring. The table below holds the amount of currency each player character starts with. Note that Humans, Caji and Barbarians all start with different quantities. The lowest form of currency exchanged in Burdoth is the Gemule. It is fair to compare its value to that of a dime dollar. Detail of the currency of JORUNE is located in chapter 3, section 3100.

CAJI:	receive	D100+300	Gemules
HUMANS:	D100+600	"	"
BARBARIANS:	"	D100+900	"

The reason that Humans and Boccord receive more money is that their weapons and armors will cost them more. Caji have a Weapon Cost Multiplier and an Armor Cost Multiplier of one; Humans have multipliers of two and Boccord have multipliers of three. This means that weapon and armor costs are doubled and tripled for Humans and Boccord, respectively. Characters have the option of sell their thombos at the beginning of the game for 500 Gemules. Chapter 3, section 3000 contains information about items, arms and armor, their costs, availabilities and weights. Be sure to read the part of this section marked (Buying and Selling) thoroughly before continuing. Availabilities may be ignored at the beginning of the game, if the referee agrees. The players don't have enough money to purchase anything that would be in the least bit rare.


SAMPLE

Darren roll a 385 ($85+300$) on his D100+300 for his currency. Vendrith Cacs has 385 Gemules to spend in the streets of Ardoth. After a bit of haggling with Vist Arnis, a Trarch Trader, Vendrith has a suit of hide armor (50 GU), a bow (200 GU), 5 arrows ($6 * 5 GU = 30 GU$) and a sword (100 GU). This leaves him with 5 Gemules to carry around.

As an upper class character, Cle-Andrithell Lormer has an extra D100+30 Gemlinks. The D100 roll is a 35, so she has 65 Gemlinks + D100+600 Gemules. The D100 roll for this yields a 91. Cle-Andrithell Lormer has 35 Gemlinks plus 691 Gemules for a total of 41.91 Gemlinks or 4191 Gemules. With this money she buys a suit of mail ($3GL * 2$ Armor Cost Multiplier = 6 GL), and a suit of hide ($50 GU * 2$ Armor Cost Multiplier = 1 GL), a heavy cross bow ($8 GL * 2$ Weapon Cost Multiplier = 16 GL), one repell capsule (10 GL) and 10 bolts for her heavy cross bow ($1 GO * 10 of = 1 GL$). This leaves her with 791 Gemules to carry around.

Steve rolls a 43 on his D100 roll for currency and finds that Borv Andran has 943 Gemules to spend. He buys a suit of fur for 300 Gemules, a morning star for 300 Gemules and two 10 meter ropes for 20 Gemules each. Borv pockets the rest, leaving him with 3 Gemules.





6000 SHANTHA

6100 HUMANS THROUGH SHANTHIC EYES

6200 SHANTHIC SECTS

6300 SHANTHIC TECHNOLOGY

6100 HUMANS & SHANTHAS

Shanthas are more slender than humans and stand several inches taller. They have no eyes, yet are able to see in all directions. Their complex language flows elegantly. Shanthas are a true natives of JORUNE.

The Shanthic race had lead a peaceful existence in underground caverns for thousands of years when the aliens came. These new-comers spoke a lumpy, awkward tongue lacking dimension and clarity. In spite of their crudity, the alien skills of energy manipulation were impressive. All of their tools relied upon a constant supply of small energy pellets. Their belongings were crafted of a resistant tlesk (stone). The H-oomans, as they wished to be called, would not pronounce the name of the Shanthic planet "Sho-caudal" ("vast fluid body"). They would only say "JORUNE."

These "H-oomans" were unable to see or feel the natural fluid of Sho-caudal. They hulked about gracelessly, blind and insensitive to the environment for which they had travelled a great distance. The Shanthas had difficulty respecting these creatures who covered their isho (literally: thoughts) with fur. The Shanthic "Sho-lari" (priests) encouraged cooperation with the outlanders, to ensure peacefulness. H-oomans would be guided to areas where they would not be a disturbance. Limitations and taboos were gently but firmly explained.

Although Shanthas understood the magnitude of a population of twenty thousand, they were taken aback by the sheer bulk of the colonists, when they arrived. Their awkward attempts at simple "cashiln" (walking) were shameful. Their intellects seemed just as disorganized. It was rumored that H-oomans were incapable of controlling their own bodily functions. Their "inner fluid" was pumped involuntarily, their frontal bulbs fluttered spasmodically, and their clumsy breathing made an irritating, raspy sound. The H-ooman's inability to project even the most simple "lih" (orb mutation) was taken as an indication of dwarfed intelligence by many Shanthas. But the H-oomans commanded great machinery so Shanthas were content to help them meet their needs for minerals, water, and land, if that meant peace.

As the moons constellated, H-oomans relaxed and enjoyed their new environment. Treaties were obeyed. The new-comers seemed to have proven their harmlessness.

Suddenly the tranquility of life was shattered; the H-oomans began acting frantically. They claimed the loss of their homeland. Yet they had *abandoned* their homeland to come to Sho-Caudal. Erratic H-ooman behavior became a concern. The Shanthas were resigned to revive aggressive technology left to them by their ancestors. They watched and waited. Uneasiness and fear had been unknown to them; this sensation was, to the Shanthas, a subtle poison released by the H-oomans.

Without warning, the H-oomans transgressed "Cali-Shafra," Battle Lanos of the Ancients. The bountiful vegetation was stripped away and the land was smothered by tlesk (stone). The H-oomans claimed that they needed the area to make their food. The Shanthas were unsympathetic. They had seen that supplies arrived from cycle to cycle. The transgressions of the H-oomans became intolerable. The Shanthas could not tolerate disrespect from parasites with whom they had planned harmony.

With the disruption of the Galsh-aca (Ancient Burial Grounds) Shanthas finally felt that their energies could be justly unleashed.

The Earthlings in their colony strongholds were not prepared for the massive energy blasts which the Shanthas used against their ships, nor were the Shanthas alerted to the biological weapons created to destroy their race. In a matter of days, the men and their great space vessels were no more than scavengers huddled about scrapped metal. In this short time, nearly all of the Shanthas died of a blood clotting ailment induced by human bio-weapons. Without their great numbers, they were unable to maintain their ancient underground complexes. Society crumbled. The Shanthas were forced to leave the lower world and take to the more desolate parts of their planet. They remember this as the "Leesh Ebeeca," "The dying time."

The Shanthas knew that the H-oomans were destined to enter their cities in the coming millenium. They sorrowfully laid to rest their valuables within temple recesses. They guarded their treasures by the best means they could muster. They vowed to keep H-oomans from their belongings until Shanthic descendents could reclaim their ancestor's treasures and restore the race to greatness.

Over the ages, Shanthas have learned a bit about Humans. Although their original impressions have yet to be completely dispelled, they have come to grips with living as a minority on their own planet. Their interactions with other life forms are usually brief and specific. 3500 years after Leesh Ebeeca, hostility between Shanthas and humans is rare. Again the Shanthas are watching and waiting; this time for a chance to restore their race to ancestral splendor.

Of all the descendants of the Logus colony, Shanthas find only the Caji to share their intimacy with the planet. The Caji's conscious ability to manipulate energy is crude, but similar to Shanthic methods. Shanthic priests occasionally permit exceptional Caji to study their ancient arts. Shanthas have a distaste for the vulgar Boccord.

The Shanthic religion worships multiple dieties and their servants. The number seven is the symbolic cardinal of the Shanthic faith. The planet **JORUNE** is orbited by the seven moons (see section 7330) of their seven gods. Both the moons and their constellations are considered signs from their dieties. The names of the seven distinct Shanthic sects are created by placing the prefix "Ca" (pronounced "caw") before the name of their symbolizing moon. Thus, the Shanthas of the moon "Shal" would be the "Ca-Shal". The only culture whose name does not follow this pattern is the "Ci-Ebba," the Shanthas of the moon "Ebba" (pronounced Kye-Ebba). Shanthas claim to predict the future by interpreting the positions of the various moons in combination with meteorological presences. It is easy to be skeptical of such claims, but a significant number of events tantamount to Shanthic history have occurred while rare patterns loomed in the **JORUNE** sky.

Some Shanthas accept the changes which Humans have brought unto their planet. Shanthic priests, called "Sholari", sometimes settle in the civilization that intelligent life rules. They live as sages, translating and predicting for those who can pay their prices. The Sholari prefer Shanthic objects as pay; they treasure their heritage and wish someday to restore their race to the greatness their ancestors knew. The Ca-Tra Shanthas are found most commonly as Sholari.

Most other Shanthas live far off the beaten path. Shanthic settlements are quiet, sombre places. Their response to strangers is largely responsive to the visitor's attitude.

6200 SHANTHIC SECTS

Based upon the seven moons of **JORUNE**, the Shanthas have branched into seven distinct sects. Although they all share basic Shanthic foundations, the culture of each is somewhat different.

The *Ca-Shal* are a quiet race of Shantha. They do not share their thoughts with others. *Ci-Ebba* are the keepers of the Shanthic faith; they maintain the order of the ancients. The *Ca-Du* are the grinders of Shanthic blades. From the thailiers of a Dhar Coronon, these Shanthas construct weapons of legendary sharpness. The *Ca-Gobey* are the great Shanthic builders; they constructed many of the tombs and temples covering Shanthic lanos. *Ca-Desti* are the least friendly of the Shanthic races. They are almost war-like in their ways. The *Ca-Launtra* are a humble race of Shantha. They employ no technology, preferring to live natural lives in the forests of **JORUNE**. *Ca-Tra* Shanthas are the best known to Humans. Members of this race are often seeking information about their ancestors. Their abilities to use the Cle-eshta exceed all other Shanthas.

6300 SHANTHIC TECHNOLOGY

Shanthic technology is based upon the planet which empowers it. While Earth technology transmits motive power electrically, the Shanthas accomplish this biologically. The ambient energy of **JORUNE** is constantly absorbed into their bodies. Crystals imbedded beneath the planet's crust give off a steady energy flow. The Shanthas naturally store and convert this energy within their bodies to a useful form. Shanthas also make good use of crystals jutting from the surface of **JORUNE**; they are carved into highly decorative icons.

Shanthas never use thombos, talmarons, or bochigon. Walking has always been their preferred mode of transportation. Although the Shanthic ability to create warps is great, this geographical anomaly is seldom exploited. Shanthas consider it a transgression to destroy the tranquility of dimensional fabric.



7000 THE PLANET

7100 POST COLONY HISTORY

7200 MOONS OF JORUNE

7300 TERRAIN

7400 SEASONS & WEATHER

7500 ORGANIZED LIFE

7600 MAP & LEGEND

7700 DETAILED DESCRIPTIONS

7100 POST COLONY HISTORY

7110 HISTORY OF POST COLONY CIVILIZATION

7120 TIME LINE: POST COLONY CIVILIZATION

7110 HISTORY OF POST COLONY CIVILIZATION

The plot describes events on JORUNE from the time of the colony's landing (year 0) to 250 P.C. By this time, political structure could be found only in tribes and villages; large population centers were non-existent. Farming was practiced, on a small, communal scale.

Life settled out over the next two milenium. Humankind slowly increased in number, as did other forms of life. As populations grew, small cities formed. Some creatures were forced further into the forests and jungles. Others, like the race of creatures called Bronth, strove towards organization. In 1874 (this is 1,874 years after the colony landed on JORUNE), the Bronth organized and defended a large region of forested land which they named "Ros Crendor" ("Crendor," meaning "holy," and "Ros" meaning "land for Bronth.'). Ros Crendor was the first post-colony realm of JORUNE.

The year 1937 saw the emergence of another realm, Lundere. Primarily the realm of Woffen, Lundere exists far to the east of Ros Crendor, in the old shanthic lands. Many temples and tombs lie hidden in the undergrowth of this realm. Yoshtar, the capital, is one of the planet's largest ocean ports.

Some time later, the humans of a mediterranean area created a stable region with recognized borders. In the year 2212, the realm of Burdoth was established. This nation's capital was "Khaun-Ghaus," a city with a population of thousands. Although Burdoth's borders extended into basically barren lands, there were those tribes and villages of non-humans that were dislodged. The "Crugar," an intelligent race with an ancestry linked to the cat family of Earth, were enslaved and their homes destroyed. Burdoth was to not to be the realm of wild mutates.

For several centuries, Khaun-Ghaus thrived. But as Burdoth prospered, eyes from the north silently planned their revenge. Whether the Crugar wanted control of Burdoth or simply to see it burn is a matter of historical interpretation; in 2236, a Crugar army thousands strong was launched from a region north-west of Burdoth (later to be named "Temauntro"). Khaun-Ghaus was taken in a week. All that remained was ash.

The Crugar forces proceeded east into the heartland of Burdoth; they laid waste to every large city in the realm. The men of Burdoth were taken unprepared by this war; any counter-attacks launched against their well prepared foes resulted in nothing better than humiliation.

Five months after the invasion, another army entered Burdoth. Consisting of Bronth warriors from the east, this army hunted down and exterminated the entire Crugar force. Within weeks, all of the Crugar had fled Burdoth or had been killed. The human realm was now in the hands of Bronth. Bogaudda, emperor in the east, was quite pleased with the newly occupied lands. Naming the new territory "Crendor," he set his Bronth troops upon the task of rebuilding the wasted realm. Although not enslaved, the Humans of Ros Crendor were under a military dictatorship. The occupation was peaceful and for the most part, mutually cooperative. Humans were grateful that the Bronth, and not the Crugar, controlled their fate.

A great number of Bogaudda's troops were stationed in Crendor. This was to change quickly when, in 2248, Ros Crendor was invaded by a Ramian and Togar force from the north-east. The Bronth engaged in Crendor were pulled back into Ros Crendor to defend their capital, "Zarkendrough" (Zark-end-row).

2878.6 Second Crugar force lands around the southern tip of Drail. Their surprise attack was completely successful. They have taken over one fifth of Drail.

2879 A stalemate develops in western Drail between the Crugar, the Humans and the Pundits.

2880 Word reaches the poorly organized forces of Temauntro that Burdoth's borders are weakened by the reassignment of troops to Drail. Several large scale assaults are made on Burdoth in spite of the weak and starving conditions of the attackers.

2880.2 The Crugar attacks into Burdoth are doomed to immediate failure. Crugar casualties are staggering.

2880.7 Aided by even more men from Burdoth, the Crugar attackers are obliterated from Drail.

2882 The men of Burdoth leave Drail.

2900 Chaln Dolcha rises to power. A miserable, defeated race of Crugar let him foster their hopes of glory.

2905 Burdoth starts to worry about the new Crugar leader. Rumors of an invasion into Burdoth of over one million Crugar circulate.

2905.2 Crugar chanting is heard just outside of Burdoth. The fortifications protecting the borders are abandoned.

2905.3 Chaln Dolcha is assassinated by a pocnot agent of Burdoth.

2905.7 Without a leader, the Crugar generals bicker amongst themselves, destroying the unity that Chaln Dolcha created.

2906 The Crugar population again divides. All organization is lost. The humans of Burdoth return to their fortifications.

In a few short weeks the occupied lands had been returned to Human control. They were, once again, under the name "Burdoth." Troops were mustered from the newly built Burdothian capital, Ardoth. Volunteers forged on to Ros Crendor to aid the Bronth. With the help of humans and Woffen, the Bronth were able to drive the Ramian scourge from the Crendorian lands.

The Ramian invasion into Ros Crendor was launched from the large realm of Voligire. Its capital, Vinteer, is a large sea port full of sinister characters. Voligire had become a realm in 2245. The original perimeter was changed considerably when, in 2250, the Togar force aiding the Ramians pulled their troops out of Ros Crendor and returned to their mountain homeland. Records of the 2248 campaign suggest that the Togar troops were used by the Ramian high command as pawns. Alone, the Ramian had no chance of succeeding in their attack.

The Togar withdrew to their well defended Sharden borders and proclaimed their independence from the Voligire realm. They named their capital "Dencroe." Bronth hatred of Togar eased over time, but the two races have never allied.

With the war over, humans of the reborn Burdoth built a line of fortresses along the Crugar's Temauntro border. Human intervention in the war against the Bronth made the two races permanent allies. Much of Bronth culture had seeped into Burdoth during the period of Crendorian occupation. This helped bring the two nations closer together in language, music, religion, and architecture.

The next several centuries saw the emergence of many new realms. In 2817, the highly forested Drail region was recognized to be under Pundit rule. Drail has changed little even as of 3500 P.C.

Temauntro, land base for the Crugar invasion into Burdoth, has never been able to maintain a lasting rule. As of 3500 P.C., only small areas of Temauntro are controlled.

7120 TIME LINE OF PLANETARY HISTORY: YEAR 0 TO 2906 P.C.

YEAR: EVENT:

0 OR 2140 Earth meets its end.

1874 Ros Crendor, capital Zarkendrough, organizes borders.

1937 Lundere, capital Yoshtar, creates borders.

2212 Burdoth, capital Khaun Gauss, is formed.

2236 Crugar invasion from Temauntro into Burdoth is launched. Khaun Gauss is destroyed and Burdoth defeated.

2236.5 Bronth army arrives.

2236.9 All Crugar exterminated from Burdoth.

2236.9 Burdoth renamed "Crendor" by Bogaudda, Bronth Emperor of Ros Crendor.

2245 Voligire, capital Vinteer, becomes a realm.

2248 Ramian and Togar invasion into Ros Crendor is launched. Bronth are taken completely by surprise in their Eastern territories.

2248.2 Bronth leave Crendor (old Burdoth) to save their homeland.

2248.2 Woffen of Lundere travel to Ros Crendor to help the Bronth.

2248.3 Burdoth again independent. Human army travels to Ros Crendor to help the Bronth.

2251.6 An army of one hundred thousand Humans, Caji and Boccord travel to Ros Crendor to help defeat the Ramian of Voligire.

2250 The Togar pull out of the Ramian attack on Ros Crendor and settle in the mountains. They form the realm of Sharden, capital Dencroe.

2251 War in Ros Crendor Stalemates.

2253 The humans of Burdoth, Bronth of Ros Crendor, and the Woffen of Lundere are triumphant over the Ramians.

2253.7 Leaders of the three center realms meet in the rebuilt Zarkendrough to discuss alliance treaties.

2254.5 Humans in Burdoth start building a string of fortifications on the Burdoth-Temauntro border. One fortification every 40km. Each fortification holds between 100 and 1000 Humans, Caji, and Boccord.

2256.1 Burdoth finishes the fortifications.

2817 Drail, capital Bauthitt, is recognized as a Pundit realm.

2821 Burdoth severs all trading with Temauntro and begins relations with Drail.

2827.6 Chaln Dolcha, future lord over the Crugar of Temauntro is born.

2835 The Crugar of Temauntro suffer severe hardship. Three years of drought paired with severed trade lines from Burdoth cause starvation.

2878 A poorly organized Crugar force sails to Drail in hopes of punishing the realm that has caused them so much anguish.

2878.3 The first Crugar force lands at the western tip of Drail. Pundit are able to hold them off until a second Crugar army sails around the southern tip of Drail to make a surprise attack.

2878.5 Humans from Burdoth travel south to aid Drail.

2878.6 Second Crugar force lands around the southern tip of Drail. Their surprise attack was completely successful. They have taken over one fifth of Drail.

2879 A stalemate develops in western Drail between the Crugar, the Humans and the Pundits.

2880 Word reaches the poorly organized forces of Temauntro that Burdoth's borders are weakened by the reassignment of troops to Drail. Several large scale assaults are made on Burdoth in spite of the weak and starving conditions of the attackers.

2880.2 The Crugar attacks into Burdoth are doomed to immediate failure. Crugar casualties are staggering.

2880.7 Aided by even more men from Burdoth, the Crugar attackers are obliterated from Drail.

2882 The men of Burdoth leave Drail.

2900 Chaln Dolcha rises to power. A miserable, defeated race of Crugar let him foster their hopes of glory.

2905 Burdoth starts to worry about the new Crugar leader. Rumors of an invasion into Burdoth of over one million Crugar circulate.

2905.2 Crugar chanting is heard just outside of Burdoth. The fortifications protecting the borders are abandoned.

2905.3 Chaln Dolcha is assassinated by a pocnot agent of Burdoth.

2905.7 Without a leader, the Crugar generals bicker amongst themselves, destroying the unity that Chaln Dolcha created.

2906 The Crugar population again divides. All organization is lost. The humans of Burdoth return to their fortifications.



7200 MOONS OF JORUNE

7210 **SHAL**
7220 **EBBA**
7230 **DU**
7240 **GOBEY**
7250 **DESTI**
7260 **LAUNTRA**
7270 **TRA**

7210 SHAL

Shal is a medium sized green moon, elegant and pristine. Shal's orbit is more rapid than any of the other JORUNE moons.

7220 EBBA

This JORUNE moon is almost void of atmosphere. It is close enough to JORUNE for its cratered surface to be clearly visible. Much of the Shanthic mythology centers around this moon's detailed surface.

7230 DU

The Du moon is quite large. Its surface area is covered by bright red and blue swirling clouds.

7240 GOBEY

This orange moon orbits JORUNE in a highly elliptical orbit that alters drastically with the seasons.

7250 DESTI

This swirling red giant of a moon is the violent inspiration of the Ca-Dest Shanthas.

7260 LAUNTRA

The Launtra moon has a reflective, golden atmosphere. Even when not directly reflecting the Nengle sun's luminescence, Launtra can be clearly seen. Launtra is the Shanthic symbol of nature. Its sculpted surface suggests many shapes. Much as clouds are "read", the Shanthas believe that the Launtra moon formations hold answers to life's questions. Small children of many JORUNE cultures are told that they come from Launtra.

7270 TRA

The appearance of the Tra moon is in a constant state of flux. Its colors change radically on a regular basis. Even its surface formations are impermanent. The Ca-Tra Shanthas believe that interpretations of this moon's surface, alligned with certain other events of meteorological significance, are clues to the future.

7300 TERRAIN TYPES

- 7310 GRASSLANDS
- 7320 LIGHT FOREST
- 7330 HEAVY FOREST
- 7340 SWAMP
- 7350 JUNGLE
- 7360 DESERT
- 7370 MOUNTAINS
- 7380 WARPS

7310 GRASSLANDS

JORUNE grasslands are open praries and rolling hills.

7320 LIGHT FOREST

The JORUNE light forests are habitat to myriad forms of life. Some sunlight is blocked in light forest, but lush, green vegetation abounds.

7330 HEAVY FOREST

Characters will be hard pressed to do any extensive travel through heavy forest. Speed is severely reduced by a bright green maze of overgrowth. Gnarly, vine laden trees heavily filter the natural sunlight. Characters often become lost in this terrain, travelling in circles. Finding a way out of heavy forest is an effort unto itself.

7340 SWAMP

The greenish glow of swamp lands can be seen a good distance away. Swamp bogs and marshes are dangerous for those unable to swim. Blount, Acubon, and Farg are swamp dwellers.

7350 JUNGLE

The jungles of JORUNE are deadly. Shortcuts through jungled areas often mean permanent stays. The hazards of this terrain cannot be understated. Predatory life abounds.

7360 DESERT

The deserts of JORUNE are both sand dunes and open flat-land. Deserts tend to be hot during the day, but cold at night. Most of the creatures which live in the desert have special water gathering abilities. Characters traveling through this type of terrain should be sure to carry enough water for several days travel. Thombos can survive for 7 days without water.

7370 MOUNTAINS

The JORUNE mountain ranges extend 2000 feet above sea level for each tier. Humanoid creatures can breath air up to 10000 feet without needing any form of support. Above this height, a "breather" is required.

7380 WARPS

- 7381 Clear Warps
- 7382 Dark Warps
- 7383 Roving Warps

Warps are cylindrical doorways that connect places together. Once created, warps become passable for only a few seconds at a time. Warps look like 4-meter tall cylinders filled with another location. Every location on the surface of the planet is *mapped* to another location. If energy is expended in creating a warp (by Caji or by crystal), the connection between the two points becomes visible. Warps created one after another at the same location will connect to the same destination. An error in laying a warp by just a few feet could alter the destination location by many, many miles. Warps are viable only in air (no underwater warps exist). Both sides of a warp are usually similar in altitude, although there are exceptions.

By looking through warps, characters can see the other side. By walking around a warp, a 360 degree inspection of its other side is visible. Some warps exist naturally; others are created by life forms, and even by white crystals. Using their "Cle-eshtas," Shanthas are able to alter the universe's predetermined warp mappings.

Warps support two-way travel; one need merely to step through the interface between the two locations. Most warps are temporary; they will fall soon after creation. Some locations (considered highly defensible) are mapped to nearby places such that if a warp was to be created, the other side of it might be close enough to see. Often, Shanthic temples (as well as some citadels in capital cities) are constructed around this phenomenon. Shanthas are hesitant about sharing their knowledge of warps. Only a few Wallusk Iscin (scientists) have studied the science of Shanthic warps.

7381 Clear Warps

These are the most common of the warp types. Any warp created by a Caji will be a clear warp. Those created by crystals are usually clear. Clear warps give the warp a clear view of the warp destination sight.

7382 Dark Warps

Dark warps are similar to warps except that they lack translucency. These warps will pull objects in to them with a Strength of 50. Creatures less than this Strength will be pulled helplessly. Upon reaching the other side, the character will be projected at a high speed.

7383 Roving Warps

Narpis (see chapter 3, section 1400.15 for details) are capable of sending roving warps from their bodies. Occasionally one of these warps will continue traveling a great distance. If a character happens to be standing in the path of a roving warp when it passes through, he or she will be instantly transported to the destination sight. Roving warps usually travel 20 meters per round. This form of warp is extremely rare.

7400 WEATHER & SEASONS

7410 SEASONS ON JORUNE 7420 WEATHER TYPES

7410 SEASONS ON JORUNE

The four JORUNE seasons are (modify weather rolls as shown):

Eris:Spring	(SUBTRACT 1)
Mullin:Summer	(NO CHANGES)
Auss:Fall	(ADD 1)
Crith:Winter	(ADD 2)

When rolling for weather (tables in chapter 2, section 1100), add one point for die rolls in Auss (Spring); subtract one from die rolls for the Eris (Summer); add two to rolls for the Mullin (Winter).

7420 WEATHER TYPES

The rain, fog, and clouds of JORUNE are much like those of Earth. Storm activity is however different. During intense electrical storms, Caji receive an additional 100 value points for each hour of the storm's duration. These extra energy points can leave the body in an hour as well. Creatures with mutations other than Caji will experience an increased ability with whatever their mutations are.

7500 ORGANIZED LIFE

- 7501 Realm
- 7502 Territory or Region
- 7503 Citadel
- 7504 Town or City
- 7505 Tribe & Village
- 7506 Shanthic Runes
- 7507 Earth RUIN s (Othky)
- 7508 Roads
- 7509 Inclep
- 7510 Clep

7501 Realm

A realm is a large area of defended land under some sort of central rule. Burdoth is a realm. Other major realms are: Drail, Lundere, Ros Crendor, Sharden, and Voligire.

7502 Territory or Region

A territory or region is a section of land inside a realm under a local rule.

7503 Citadel

A citadel is an enclosed area of a city. Citadels are heavily defended and contain treasures (art, material wealth, Emperor's chambers, etc.) of the city. Access to citadels is often restricted to characters of Drenn status or above.

7504 Town or City

Any group of creatures living together in populations over a few hundred constitute a town or city. There are dozens of towns in Burdoth alone; only those of most importance have been marked.

7505 Tribe or Village

Tribes are made up of nomadic people living off the land. Populations usually number less than a few hundred. Villages are commonly agricultural based groups isolated from the rest of Burdothian society. Tribes and villages may have customs differing greatly from those of Burdoth proper.

7506 Shanthic RUIN s

Small hollow circles on the Burdoth map indicate the presence of Shanthic ruins. Such regions sprawl out over miles of land. Discovering entrances to these underground fortresses is usually quite time consuming. Shanthic treasures are usually within, but nobody said that the ruins are void of Shantha.

7507 Earth RUIN s (Othky)

Runes of Earth settlements are referred to as "Othky" (pronounced Auth-Kie) and are spread out over miles of terrain. Any tools or devices left in the open would long since have been taken from these sites.

7508 Roads

The dashed lines on the map represent the major roadways of Burdoth area. Assume all borders to have roads. Only "proper" roads are shown on the map, although travel is heavy along unmarked trails as well.

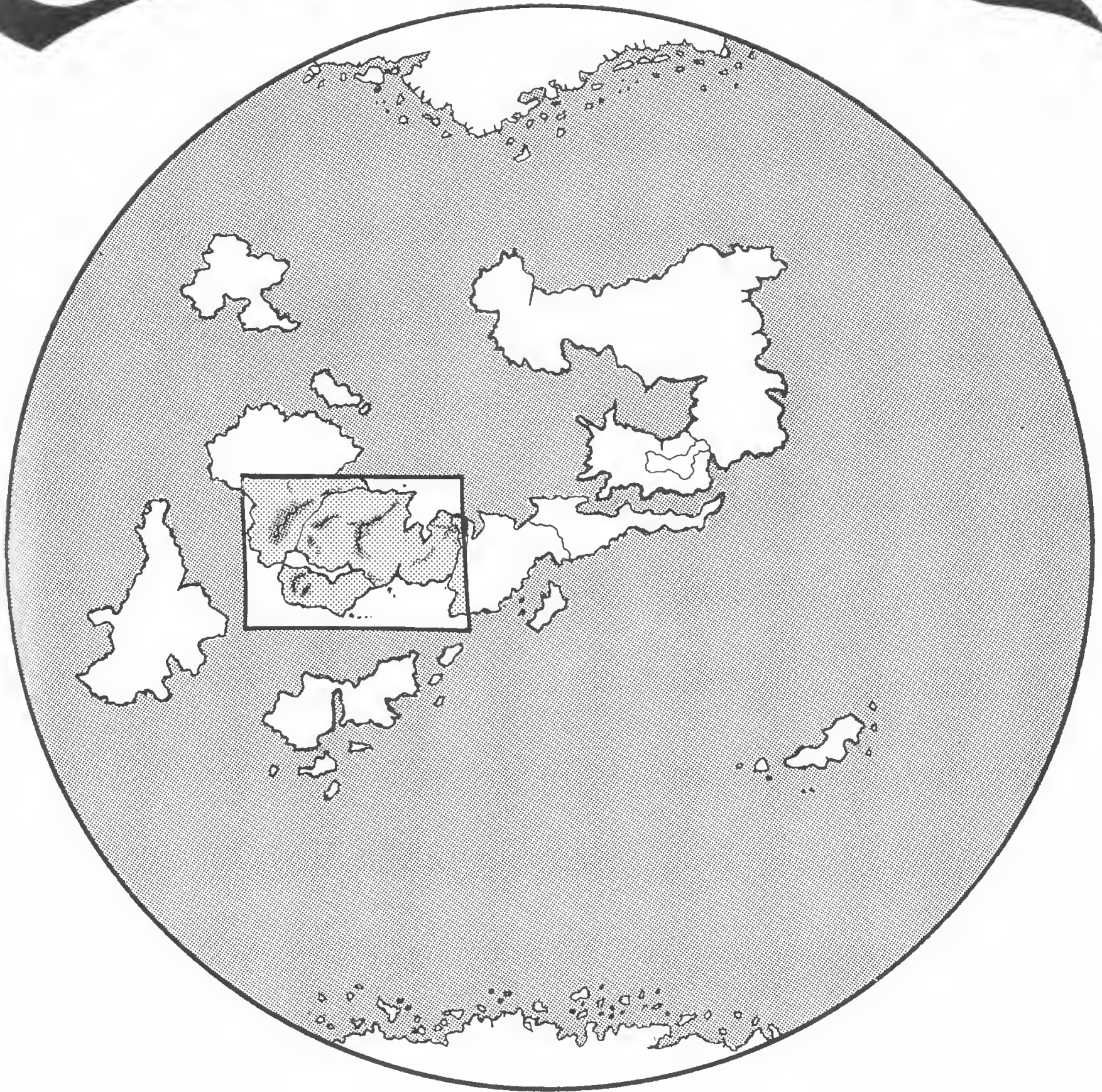
7509 Inclep

Incleps are common shops, or stores. Guards of some sort are usually present in these small, tented areas.

7510 Clep

A clep is an inn, a place to stay. Prices vary, but a nicely furnished clep often costs as much as 2 GL per night. For a stay of medium quality, characters should expect to pay about 5 GO per night. Low quality habitation can be rented for prices as low as 5 GU per night.

JORUNE



100 JORUNE MAPS

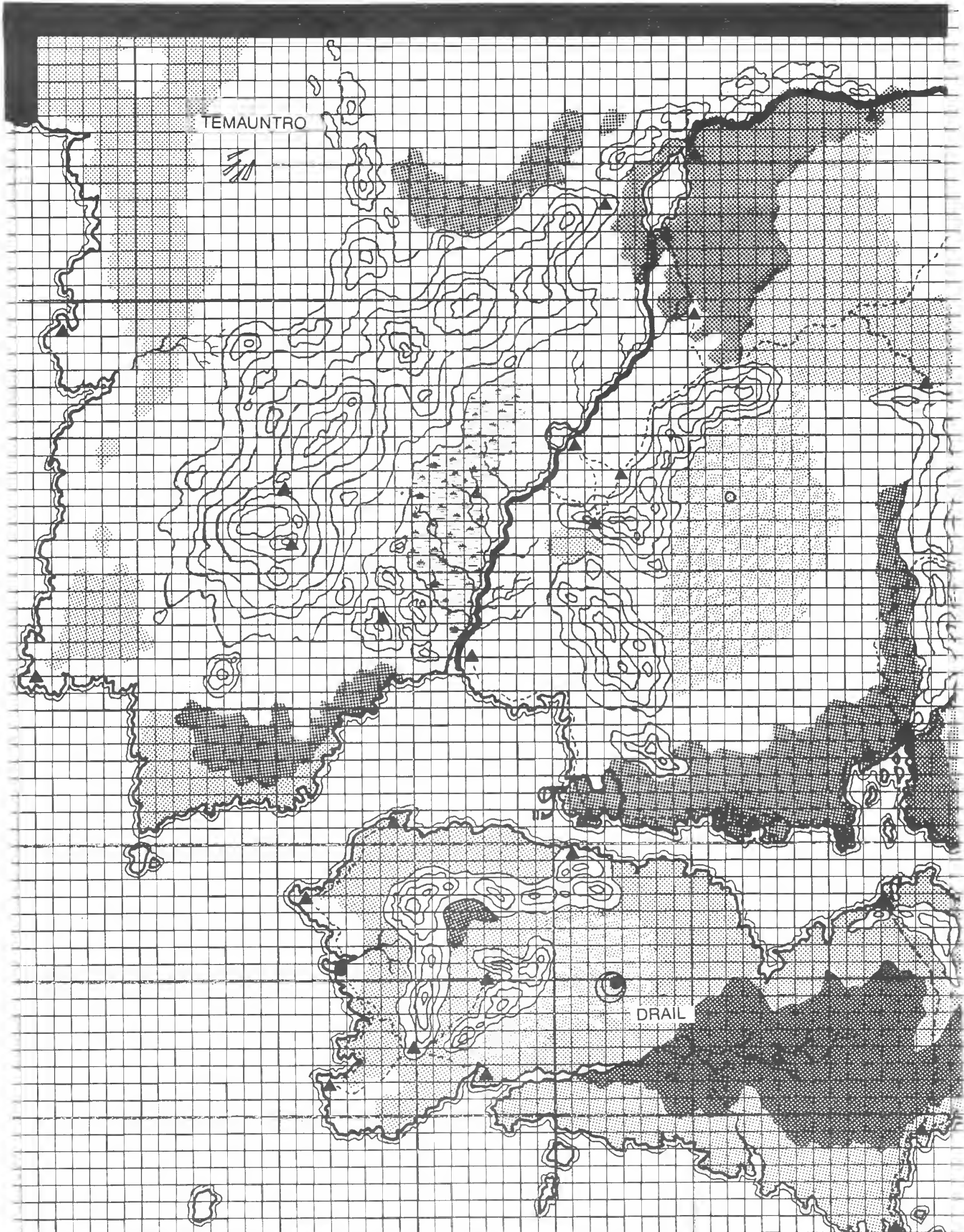
There are three maps in this book: a **JORUNE** planet map, which shows the general outline of the continents, a two page map which depicts the realm Burdoth, and a one page version of the Burdoth map for players reference.












The **JORUNE** planetary map's scale takes planetary curvature into account; This map is of the "orange peel" variety that compensates for the spherical nature of the world.

JORUNE is slightly larger than Earth, with a circumference of 27,600 miles or 44,000 kilometers. Although larger, **JORUNE'S** gravity is a few percent less than that of Earth due to its lack of heavy minerals. Most of the planet's surface is covered by salt water oceans. Heavy ice caps cover both the northern and southern poles.

JORUNE is heavily encrusted with crystals. The ambient energy that permeates all of **JORUNE** life. Mutations and warps are both caused by crystals. Shanthic culture has become extremely familiar with their powers.

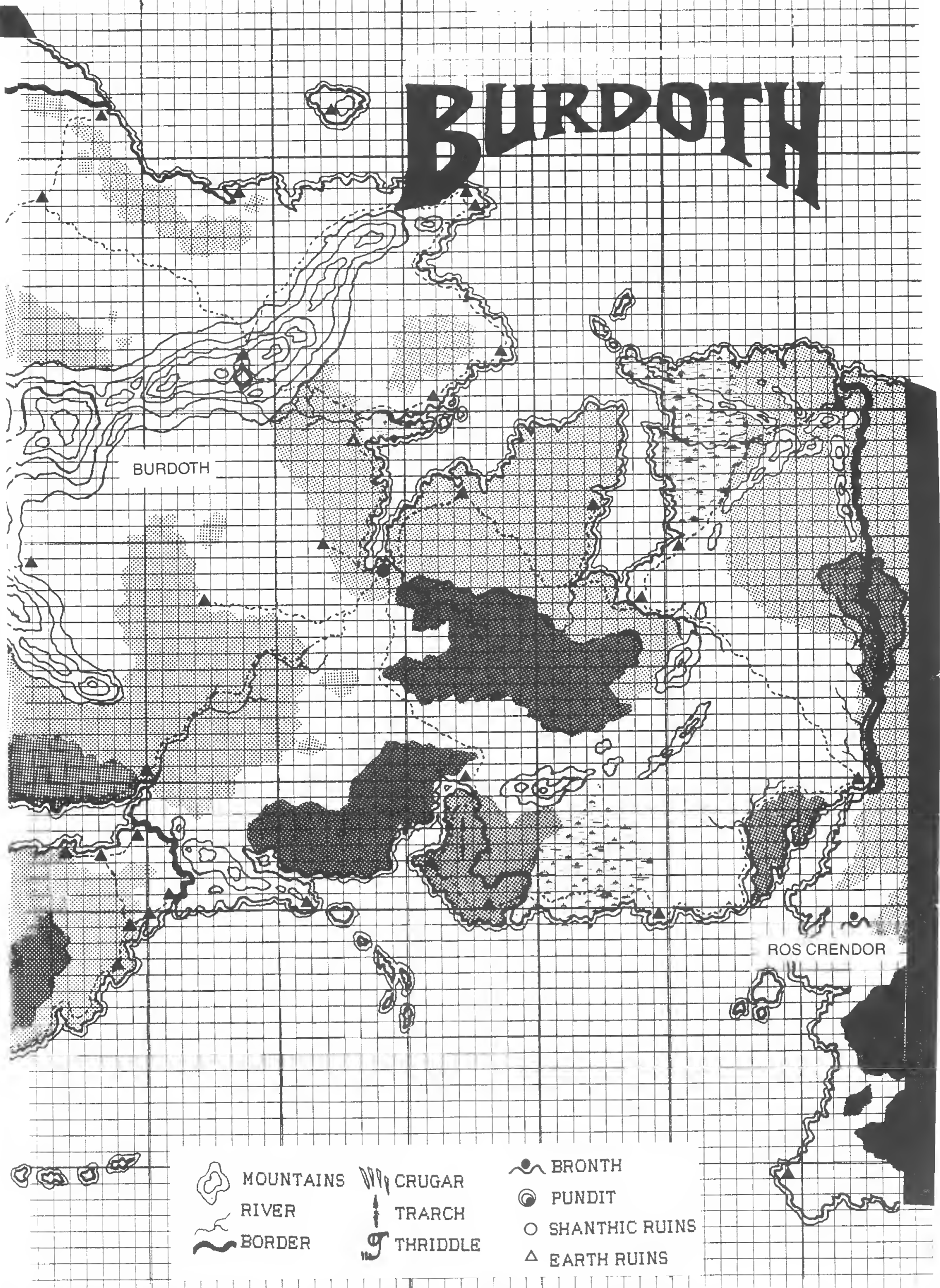
10
9
8
7
6
5
4
3
2
1



- | | | |
|--|---|---|
|  JUNGLE |  SWAMP |  CITY |
|  LIGHT FOREST |  DESERT |  CAPITAL |
|  HEAVY FOREST |  GRASSLAND |  ROAD |
| |  |  COASTLINE |


A B C D E F G

BURDOTH



BURDOTH

ROS CRENDOR



MOUNTAINS
RIVER
BORDER

CRUGAR
TRARCH
THRIDDLE

BRONTH
PUNDIT
SHANTHIC RUINS
EARTH RUINS

H

I

J

K

L

M

N

7700 DETAILED DESCRIPTIONS

The attitude listing for each city is on a scale from 1 to 5. The number 1 represents a close knit society with an instinctive distrust of strangers. The other extreme is 5, where the society is very open, trusting and helpful.

7701 BURDOTH

Burdoth is home to many races. The Burdoth map depicts the realm as about 2100 miles or 3400 kilometers long. The heavily populated Burdoth region is populated by more different creatures than any other realm on **JORUNE**. Its capital, Ardoth, is located on the northern coast of the continent, on the southern most tip of the "Kidgis Sea." Burdoth borders Ros Crendor on its Eastern border (Realm of Bronth), Temauntro to its north (territory of Crugar), and Drail to its south west (Realm of Pundit).

The realm is ruled by a royal family headed by an Emperor. Burdoth is subdivided into a number of territories and regions; each of which is controlled by a Voric Lord and a council of Mor Lords. Doctrines vary from region to region and may effect travellers by means of "clech" (taxation), travel codes (parties greater than 10 members must have travelling plans approved), restricted regions, and other special concerns dealing with border areas. Creatures living in the different Burdoth territories may speak with local inflections, and often dress in different styles (long capes are popular in the region close to the Ros Crendor border, while fluted capes are common in the mountain region of central Burdoth).

Local customs will, of course vary, but the basic "yords" (laws) have a consistency throughout Burdoth. Capital punishment is reserved for those who commit violent crimes. Those breaking local yords are often humiliated in public, or locked in confinement for a few days. A common Burdothian punishment is the "heris" treatment. More common in the North West of Burdoth, heris is a ritual of sending unweaponed criminals to walk past their victims. It is considered poor taste for the victim to injure or slay the "di-yorda" (criminal), unless the crimes were of a serious magnitude. Thieves, or "Githerin," as they are called in Entren, are rarely treated in this way. The Burdothian society has come to accept this class of character for their beneficial qualities. Githerin families provide the realm with much of its music, herbal specialties, and various "limilates" (drugs). Their cultural group is appreciated enough to make up for a few indiscretions within the yords of most regions.

7701 BURDOTH
7702 DRAIL
7703 LUNDERE
7704 ROS CRENDOR
7705 TEMAUNTRO
7706 VOLIGIRE

The four realms labeled on the Burdoth map are described below. Following the realm name is a list of some of its more prominent towns and cities.

7701.01 **ARDOTH** (J6-77) **ATTITUDE: 3**

Ardoth is the capital city of Burdoth. Built in 2236 by Bronth and Humans, this city and citadel are home to over one hundred thousand residents. Ardoth's large capital contains most of the splendid collections of Jen Drallis, the Thriddle naturalist responsible for portraits and sketches of many of Burdoth's creatures. These pieces have long been displayed in the "Kesht Citadel Ko-clep" located in the North Eastern citadel of the Ardoth Visitor's chamber. The Ko-Clep is a "tourist attraction" visited by many travellers each year.

Ardoth is the biggest trade location on **JORUNE**. Most any object imaginable can be found somewhere within the city's confines. The citadel "Gilmis" is brightly decorated and easily enterable. Although weapons are permitted within Gilmis, heavy patrols keep violence to a minimum.

Although many characters decide to spend their lives perfecting a trade, some decide to become "Tothis" and journey out unto **JORUNE**, attempting the goal of achieving Drenn Status, and then possibly, Kesht. Player characters are assumed to have just decided to enter their Tothis. Characters are usually needed at home for the majority of their early years, preventing them from attempting Tothis before their twentieth year. It is common for characters to ask permission of their parents.

7702.01 **BAUTHITT** (C4-41) **ATTITUDE: 3**

The capital of Drail, Bauthitt, is a large city, populated by tens of thousands of Pundit. This city is by far the largest single group of these creatures on **JORUNE**. Bauthitt's trading patterns are heavily Burdoth oriented; Pundit prefer not to do business with Crugar whenever possible. The citadel of the capital has no walls, its perimeter is instead lined with Pundit. This "guard duty" is actually more of a social activity. Pundit stop all those who come and go for a bit of a chat. They are positioned so close together that they are able to spend their time playing games and talking. Although only a small portion of the population is engaged at this at any time, it is a service thoroughly enjoyed by the Pundit of Bauthitt.

7701.02 **Brildis** (L6-86) **ATTITUDE: 4**

This ocean port city has a large Bronth population. Brildis has no citadel; its major trading area is spread out over a large area. Music is a large part of the culture of Brildis. Thivin traders often play their instruments outside their incleps, hoping to lure characters in with their soft music. Much of the architecture of this city is Bronth.

7701.03 **Heridoth** (J10-44) **ATTITUDE: 3**

Heridoth is a large city on a medium sized island. Heavy limilate trade travels through Heridoth on its way to Ardoth. Some creatures make yearly pilgrimages to this island for the limilates alone. Other travel to Heridoth is recreational. The city's citadel is enshrined with beautiful slabs of polished stone and crystal. There are picturesque meadows and forests for Tothis who need a day off.

7701.04 Irithydro (D8-32) ATTITUDE: 3

Irithydro (pronounced Ear-ith-eye-dro) is a large city with a mixed population. The town's architecture is heavily red and gold colored, as are the uniforms worn by local patrols. Spirits run high in this port city. The citadel here is luxurious and meticulously clean. Littering is a crime that doesn't escape the eyes of the inhabitants here. Everyone in Irithydro speaks with a sort of Bronth accent. A few of their idioms have even become Bronth. For example, the most common greeting in this city is "Hesk?" which is a bronth idiom for "You know?"

7701.05 Opea (N5-68) ATTITUDE: 2

Opea (pronounced Oh-pay-a) is built into the side of its northern mountains. It is the major sea port for the sea of Nalgithyne. Opea's peoples include many Pundit and Thriddle. Strangers are not treated generously here. There is much hostility against Crugar in particular.

7701.06 Tan-Iricid (J6-77) ATTITUDE: 5

Tan-Iricid is the main city in the Thriddle territory of southern Burdoth. Many characters are sent here when young to learn their various languages from Thriddle scholars. As Thriddle favor the color blue, much of the Tan-Iricid architecture is tinted for their tastes. Hostilities of any kind are rare here. The yords of this city are very relaxed, and patrols are very uncommon. There is, of course, a large Human population. Translations, background information, maps, and history are all available in the "Mountain Crown" of Tan-Iricid. This large complex of tunnels built into the side of a small mountain holds a complete set of all Thriddle knowledge. Information is easily researched, for a price.

7702 DRAIL

Drail is a realm located south-west of Burdoth. This isthmus is home to the Pundit race. Although heavily jungled and forested, major cities do exist. Drail's capital, Bauthitt, is located on the far western edge of the realm. It was only a few hundred years ago that Drail was explored in any detail. For millenium it was considered a large jungle, void of sentient beings. Since that time, the Pundit have built a few roads and export heavily to Burdoth (primarily through the port town of OPEA). Pundit are not very class oriented, but they do respect keen eyesight, to the extent of creating a social structure based upon it.

7702.02 Dan Driveon (N4-44) ATTITUDE: 4

This Pundit city is heavily involved with crystals and limilates. They are both common in the open jungle covering much of middle Drail. The people in this city are friendly to strangers, but are strongly prejudiced against Trarch. Some evil character in their mythology was described much as a Trarch. They look away from the rare Trarch that they meet.

7703 LUNDERE

This Woffen-populated realm is in the old Shanthic lands, east of Ros Crendor. For this reason, the Ramian of Voligire will not enter it. This was the major reason for the Ros Crendor invasion of 2248 P.C. as opposed to a Lunderian one. The terrain in Lunderere is mountainous; many ridges are completely impassable. The capital of Lunderere, Yoshtar, is one of JORUNE'S largest ocean ports.

7705 ROS CRENDOR

This realm of Bronth borders the Burdoth's eastern edge. Travel across the border is relaxed. These two realms are close allies since the year of the Ramian invasion into this Ros Crendor. Ros Crendor's capital, Zarkendrough (pronounced Zark-end-row), is constructed in the Bronth style of tall architecture.

7704 TEMAUNTRO


This Crugar wilderness has never been under any sort of lasting organization. Politically incapable, Crugar are unable to gather strength for any period of time. Rich in crystals and limilate ingredients, Temauntro is a lush region, filled with a variety of terrain and creatures. The Pocnot race lays claim to a large portion of the Eastern edge of this region. Although they have not gone so far as to kill for this land, Pocnot often speak of their impatience with the Crugar. It is rumored that these small creatures will someday bring bloodshed to the wilderness. The many mountains of Temauntro are too high for most creatures to reach without an Earth device called a "breather." Crugar on the other hand, are more than able to cope with the thin air at 14,000 feet.

7704 01 Chaln Imagri (N4-44) ATTITUDE: 1

This city is a stunning display of the usually meager Crugar cooperation. This clean, well organized city is the region's major sea port. Although few creatures wish to trade with Crugar, Crugar are more than willing to trade with them. On their Salu ships, the Crugar travel the ocean lanes, sailing from port to port in an attempt to sell their goods. Chaln Imagri is named after "Chaln Docha" the most famous Crugar leader. His name is a holy word in this city, not to be used in conjunction with anything bad.

7706 VOLIGIRE

The realm of Ramian is located just north of Lunderere, the Woffen realm. Its capital, Vinteer, is a clot of the worst that Ramian have to offer. Although other creatures are not treated with immediate hostility, Ramian care little for the ways of others. Large Ramian naval fleets often practice off of the coastline of Voligire. Coastal realms often wonder what plans of invasion the Ramian might be cooking up.



CHAPTER 2: PLAY

1000 **DAILY EVENTS**
2000 **WILDERNESS ENCOUNTERS**
3000 **TOWN ENCOUNTERS**
4000 **EXPERIENCE POINTS**
5000 **COMBAT**

1000 DAILY EVENTS

1100 **WEATHER**

1200 **TRAVEL**

1300 **HEALING LOST HIT POINTS**

The general flow of this section is:

1. Roll for the next day's weather.
2. Determine the player's new location on the Burdoth map.
3. If the players are at sea, ocean travel and encounter tables are used.
4. Players roll to determine how many hit points they heal.
5. Wilderness encounters are rolled for players in the wild.
6. Town encounters are rolled for players in towns.
7. The details of encounters are rolled (section 3.1000).
8. The referee describes an encounter.
9. If combat occurs, the combat section is used.

1000 DAILY EVENTS

1100 **WEATHER**

1200 **TRAVEL**

1300 **HEALING LOST HPTS**

1100 **WEATHER**

1110 **ROLLING WEATHER**

1120 **EXMPL ROLLING WEATHER**

1110 ROLLING WEATHER

Determine what terrain and weather the players will start with before going further.

- (1) Find the table below which is for the terrain that the players are in.
- (2) Roll a D20.
- (3) Find the column of the current weather.
- (4) Determine the new weather (for the next day) by moving down the current weather column until the roll of the D20 fits. The new weather is listed to the left.
- (5) Most weather types are checked for once a day. A die roll must be made in the case of clear weather to determine how long it lasts.
- (6) Go back to step (3) and repeat until the weather is rolled for a month or so.

Note: If the players change terrain (say from forest to mountain) then a different weather table must be used. Go back to step (1)

T1118 FOREST AND GRASSLAND WEATHER						
NEW WEATHER	DAYS	CURRENT WEATHER				
		CLEAR	CLOUDS	FOG	RAIN	STORM
CLEAR	020	1-5	1-7	1-8	1-3	1
CLOUDS	1	6-18	8-14	9-16	4-5	2-5
FOG	1	19-20	15-16	17-18	6	6
RAIN	1	-	17-19	19-20	7-15	7-15
STORM	1	-	20	-	16-20	16-20

T1118 JUNGLE WEATHER						
NEW WEATHER	DAYS	CURRENT WEATHER				
		CLEAR	CLOUDS	FOG	RAIN	STORM
CLEAR	020	1-5	1-5	1-4	1-7	1-3
CLOUDS	1	6-17	6-12	5	8-12	4-7
FOG	1	18	13	6-15	13	8
RAIN	1	19	14-17	16-18	14-18	9-16
STORM	1	20	18-20	19-20	19-20	17-20

T1118 MOUNTAIN WEATHER						
NEW WEATHER	DAYS	CURRENT WEATHER				
		CLEAR	CLOUDS	FOG	RAIN	STORM
CLEAR	020	1-5	1-4	1-4	1-2	1
CLOUDS	1	6-14	5-10	5-7	3-4	2-3
FOG	1	15-19	11-17	8-17	5-14	4-12
RAIN	1	20	18-20	18-20	15-18	13-18
STORM	1	-	-	-	19-20	19-20

T1118 SWAMP WEATHER						
NEW WEATHER	DAYS	CURRENT WEATHER				
		CLEAR	CLOUDS	FOG	RAIN	STORM
CLEAR	06	1-5	1-6	1-3	1-2	1
CLOUDS	1	6-12	7	4-6	3-7	2-4
FOG	1	13-17	8-12	7-17	8-13	5-7
RAIN	1	18-20	13-20	18-20	14-19	8-17
STORM	1	-	-	-	20	18-20

T1118 DESERT WEATHER						
NEW WEATHER	DAYS	CURRENT WEATHER				
		CLEAR	CLOUDS	SAND	RAIN	STORM
CLEAR	040	1-5	1-13	1-4	1-15	1-16
CLOUDS	1	6-17	14	5	16-18	17-18
SAND	1	18	15	6-19	-	-
RAIN	1	19	16-18	20	19	19
STORM	1	20	19-20	-	20	20

1120 WEATHER EXAMPLE

T1120 EXAMPLE DF WEATHER			
RDLL	WEATHER:	DURATION:	DAYS DF THIS WEATHER:
4	CLEAR	D20 RDLLS 7	1-7
13	CLDUDS	1 DAY	8
2	CLEAR	D20 RDLLS 4	9-12
19	FDG	1 DAY	13
12	CLDUDS	1 DAY	14
20	STORM	1 DAY	15
14	RAIN	1 DAY	16
8	RAIN	1 DAY	17
2	CLEAR	D20 RDLLS 17	18-34

The result of these sample weather rolls is that there is clear weather for the first 7 days. Skies are cloudy on the 8th day. Clear weather returns for days 9 through 12. Day 13 is foggy. Day 14 is cloudy. On day 15 a large storm brings heavy rain and electrical activity. The storm turns into a simple thundershower on the 16th and 17th days. Days 18 through 34 are clear.

1200 TRAVEL

- 1210 NON-MOUNTED MOVEMENT
- 1220 MOUNTED MOVEMENT
- 1230 ROUGH TERRAIN
- 1240 LIMITS DUE TO WEATHER

1210 NON-MOUNTED

Non-mounted movement, or foot travel, proceeds at a rate of 5 to 6 kilometers/hour. The referee may slow the party down if members are injured, if the characters are heavily encumbered or if one of the characters is inherently slow, such as a Caji with Shell.

1220 MOUNTED MOVEMENT

- 1221 Thombo
- 1222 Bochigon
- 1223 Talmaron
- 1221 Thombo

The thombo does well as a riding creature. They move at about 12.5 miles/hour or 20 kilometers/hour and can travel for periods up to six hours a day. The rate of 20 kilometers/hour is about 10 meters/round. At maximum thombos can attain a speed of 30 meters/round. When staying in towns, arrangements must be made for thombos, unless of course players wish to share their rooms with one of these mammoths!

1222 Bochigon

This riding creature is a tremendous beast, capable of carrying enormous payloads. Bochigon travel at 30 kilometers/hour, which approximates 15 meters/round. At top speed they can travel no better than 25 meters/round. Bochigon are able to travel for periods up to 8 hours a day.

1223 Talmaron

Talmarons are giant winged creatures that can carry a rider and belongings. They are capable of cruising at speeds of 25 miles/hour or 40 kilometers/hour, for periods up to six hours a day.

1230 ROUGH TERRAIN

T1230 MOVEMENT DUE TD RDUGH TERRAIN							
TRAVEL BY:	ROAD	FRST	GRS	SWMP	JNGL	MNT	DSRT
FDOT	NC	SP/2	NC	SP/4	SP/3	SP/2	SP/4
THOMBD	NC	SP/2	NC	SP/4	SP/3	SP/2	SP/3
BCHGON	NC	SP/2	NC	SP/4	SP/4	SP/2	SP/2
TLMRON	NC	NC	NC	NC	NC	NC	NC

NC=NO CHANGE IN SPEED SP/N=SPEED DIVIDED BY N
ROAD SUPERCEEDS ANY DTHR TERRAIN TYPE

These speed modifiers do not effect the maximum speed that a character can run during combat. The reduction in speed exists because certain sections of the terrain may be impassible and require the party to back around them.

Mountain travel is cut in half for each level of the mountain the party travels. Thus, if the party was on the **third** tier, travel would be cut to 1/8th of normal, because $(1/2) \times (1/2) \times (1/2) = (1/8)$.

1240 WEATHER RESTRICTIONS

T1240 MOVEMENT RESTRICTIONS DUE TD WEATHER				
TRAVEL BY:	WALKING	THOMBD	BDCHIGON	TALMARON
CLEAR	NC	NC	NC	NC
CLDUDS	NC	NC	NC	NC
FDG	NC	NC	NC	:
SAND	SP/6	SP/4	SP/4	:
RAIN	SP/2	SP/2	SP/2	SP/3
STDRM	SP/3	SP/3	SP/2	:

NC=ND CHANGE SP/N = SPEED DIVIDED BY N
: = CAN'T FLY IN THAT TYPE DF WEATHER

1300 HEALING LOST HIT POINTS

As each day passes, injured characters will heal. The number of points that each player or creature regains over a 24 hour period is determined by their recoveries and are listed on table 1.5613.00. Lost limbs do not grow back.

2000 WILDERNESS ENCOUNTERS

2100 INTELLIGENT ENCS 2200 WILD-INTELLIGENT ENCOUNTERS 2300 NON-INTELLIGENT ENCS

When players travel through woods or mountains or any other sort of non-town terrain the referee can use this section to generate the encounters that the players will have. Section 3000 contains the information for rolling up encounters or events occurring in towns or cities.

The procedure is:

1. Find the column which shows the terrain the players are in.
2. The number listed as /DAY is the maximum number of encounters per day for that terrain.
3. Roll a D20 once for the number of times a day listed.
4. NONE=No encounter. INT=Intelligent encounter. WINT=Wild intelligent encounter. NINT=Non-intelligent encounter.

T2000 WILDERNESS ENCOUNTERS							
ENC TYPE:	ROAD 3/DAY	FRST 3/DAY	GRASS 3/DAY	SWAMP 5/DAY	JNGL 3/DAY	MNT 2/DAY	DSRT 1/DAY
NONE	1-13	1-14	1-14	1-15	1-10	1-15	1-17
INT	14-18	15-16	15-16	16-17	11	11	18
WINT	19	17-18	17-18	18-19	12-15	17-18	19
NINT	20	19-20	19-20	20	16-20	19-20	20

TIME OF DAY: ROLL A D6 FOR EACH ENCOUNTER
 1=EARLY MORNING 2=MORNING 3=NOON
 4=EARLY AFTERNOON 5=LATE AFTERNOON 6=NIGHT-TIME ENCNT

If a party is traveling through forest on a road, use road; in all other cases, use the terrain they are traveling through.

To determine the specifics of an encounter, see:
 2100 for intelligent encounters
 2200 for wild-intelligent encounters
 2300 for non-intelligent encounters

Go to 3.1000 for details on each individual creature.

2100 INTELLIGENT ENCOUNTERS

2110 SIZE 2120 GROUP TYPE 2130 GENERATING MEMBERS 2140 POSITION 2150 SURPRISE 2160 PRE-ENCOUNTER 2170 RESPONSE

The encounters generated in this section consist of creatures that can communicate. The steps to be taken when an intelligent encounter is rolled are:

1. Follow these guidelines to the end of section 2100.
2. Get information about each individual creature in section 1.1100.
3. Decide how you will deal with the different possibilities.

2110 SIZE OF A PARTY

The following steps determine the size of the encountered party.

1. Add up the PVC (Party Value Contribution points) for each member of the party.
2. Find the PVC index on the table below.
3. Roll a D6, adding the PVC index to it. Rolls higher than 6 are 6. This gives the Size of the encounter.

Note: It is important to understand that size is not the number of creatures in the encountered party, it is a measure of how large that party is on a scale of 1 to 6.

T2110 SIZE INDEX AND SIZE OF AN ENCOUNTER			
TOTAL PVC:	SIZE INDEX:	D6 ROLL:	SIZE ROLL:
1-20	+0	1	1
21-60	+1	2	D2
61-200	+2	3	D3
201-1000	+3	4	D4
1001-2000	+4	5	D5
2000&UP	+5	6	D6

2120 GROUP TYPE

To determine the type of group encountered:

1. Roll a D20. Move down the table until the roll fits.
2. Read the description of the encountered group.
3. Go to section 2130 to roll up the members.

T2128 GROUP TYPE					
GROUP			GROUP		
ROLL:	TYPE:	SECTION:	ROLL:	TYPE:	SECTION:
1	BEASTERS	2128.01	10-11	ROGUES	2128.07
2	ISCIN	2128.02	12	SLAVERS	2128.08
3	KESHT	2128.03	13-16	TAUTHER	2128.09
4-5	MERCEN	2128.04	17-18	TRADERS	2128.10
6-7	NOMADS	2128.05	19	TRANSPORT	2128.11
8-9	PATROLS	2128.06	20	TROOPS	2128.12

For example, if the D20 rolled yielded a 20, then the group of intelligent creatures encountered would be troops. The number to the right of troops indicates that more information about this encounter type can be found in section 2120.12.

2120.01 Beasters

Beasters are groups of characters that capture non-intelligent creatures for sale as pets, edible delicacies, beasts of burden, for exhibit and to generally make the woods safer for everyone. Beasters have one chance in three of having already captured a creature when the player characters encounter them. To determine the type of non-intelligent creature captured, see the random creature selection tables in section 2200.00. Disregard any unlikely creatures. For example, beasters will never be dragging mandare or Dhar Corondan from place to place.

2120.02 Iscin

Iscin characters found wandering the roads and valleys of Burdoth are often investigating something of interest. Randomly generate the Iscin's specific skills and interests. These characters are usually friendly. They are often interested in talking about their interests with other creatures.

2120.03 Kesht

Kesht are usually rich, traveling from place to place for enjoyment, political necessity or by order. Characters of such importance are sometimes guarded. Other parties will often be told to keep their distance. Scouts may be sent to scour the areas ahead of the party to make sure that the passengers are not inconvenienced in any way. Rogues enjoy preying upon groups such as these.

To determine how important a Kesht is, roll 3D6; the higher the roll, the more important that creature is. Don't get too carried away with the rolls generated using this method. Even rolls of 18 don't indicate that the most important royal Burdothian figure is passing through.

To determine the purpose of the Kesht travel, index the roll of a D20 on the table below.

T2128.03 ROLLING FOR PURPOSE OF KESHT	
ROLL	PURPOSE:
1-5	TRAVELING FOR PLEASURE
6-15	TRAVELING TO MEET WITH SOMEONE
16-18	LAND OWNER INSPECTING HIS TERRITORY
19-20	SECRET ASSIGNMENT

2120.04 Mercenaries

Mercenaries are characters who wish to hire themselves out for pay. They are not interested in a split of the treasure, or participation in the politics of a campaign. A mercenary states his price per day, or per objective. Pay is usually requested in advance. Mercenaries are loyal to those paying them. However, if a better offer should arise, the hired help might leave without word. Mercenaries are fighters and archers; they may on occasion, know the techniques of Shanthic Combat.

Mercenaries are excellent at following orders. They fight intelligently and without concern for the morals of the situation they are in.

2120.05 Nomads

Nomads are wanderers who live off the land. Many nomads enjoy their simple existances. However, some nomads have been displaced from their homes and now travel the land in search of a place to live.

Nomads are rarely hostile; however, newcomers will be swamped by question askers. "Where is fresh water?" "Are we far from a village?" and "Would you like to trade something for that thombo of yours?" are typical. The wise will learn not to linger too long in areas of these characters. Being accepted into a nomadic tribe usually denotes donating all of one's worldly goods.

2120.06 Patrols

2120.06(A) LOCAL PATROLS

2120.06(C) BORDER PATROLS

2120.06(B) IMPERIAL PATROLS

A patrol is a group of armed creatures that protects an area or a border. There are three types of patrols, local patrols, imperial patrols and border patrols. Each type of patrol is described below. To determine which type of patrol is encountered, roll a D6. If the player characters are far away from any borders, then a roll of 1-4 indicates a local patrol and a roll of 5-6 indicates an imperial patrol. Near borders, interpret the roll of the D6 differently; a roll of 1-2 indicates a border patrol, 3-4 is a local patrol and 5-6 is an imperial patrol.

2120.06(A) Local Patrols

Local patrols are much like today's police, but under the laws of most realms, potential criminals are not read their rights, defense lawyers are not provided and bail is not an option for the jailed. Local patrols will not wander further than 10 km from their respective towns. Local patrols are often unfriendly to strangers. They will provide little or no help to the occasional adventurer.

2120.06(B) Imperial Patrols

Imperial patrols are troops sent by the emperor of each realm to keep the peace in a region. All patrol members ride thombos if possible. The average thombo can carry only creatures with as many as 75 constitution points. Larger thombos are usually available for larger size patrol members. In addition to their leaders, patrols will have subordinate leaders, referred to as "Sub Lead" on tables referring to patrol members. Imperial patrols will not hinder characters unless they are involved in some form of wrong-doing. Attitudes of patrols will vary from realm to realm, but they are generally helpful to strangers.

2120.06(C) Border Patrols

Border patrols are hired by the imperium to alert the realm against invasions. Border patrols will turn away non-aligned creatures at the border. Border patrols can sometimes be bribed into passing in undesirables. Border patrols will check citizenship papers of all those that they meet. On occasion, only citizens of given realm are allowed to enter.

2120.07 Rogues

Rogues are groups of creatures similar in all respects to adventurers except that they prowl about seeking to rob passers-by of their goods. Rogues will avoid parties too large to hack easily. If possible, they will attack to subdue and not to kill. Ambushed victims who drop their weapons have a good chance of living. Rogues will either ambush their victims or they will trick unsuspecting parties into ambushed terrain.

2120.08 Slavers

Slavers are groups of characters who capture and sell other intelligent creatures. To control their captives, slavers use the harness limilate. Slavers will usually capture races other than their own. For example, human slavers will take crugar captives before they would consider capturing other humans.

Slaver parties travel throughout the land in search of intelligent creatures that stray too far from protection. Slavers will either attack outright or they will attempt to trick their victims into believing that they are traders or lost strangers, etc. Either way, slavers will attack with weapons that do more psud damage than hit point damage. After knocking a creature unconscious, they will feed it a harness limilate so that upon awakening, the creature's spirit will be broken. For a description of harness, see 3.3542.05.

2120.09 Tauther

Tauther (from Toth) are characters who travel, explore, travel overland, etc. Player characters are usually considered Tauther by Burdothian standards. Players often team up with other Tauther they meet.

2120.10 Traders

Traders are kind, warm people that will bend over backwards to take a character's money. Traders wander around from realm to realm and therefore have no specific destination; although, depending upon where traders are encountered, they may be carrying different goods. Traders found near the Temauntro border should have a better chance of having limilates for sale, etc. The more desolate the location the higher their prices will be. One hundred kilometers from the nearest town there are few options for buying.

When determining the race of traders encountered, roll a D6. If a 1-4 is rolled then the traders will all be Thivins, (Thivins are a race of creature better suited to trading than any other profession; (see sect on 3.1100. 2; j for details). If a 5-6 is rolled then proceed with the race generation as usual.

2120.11 Transports

2120.11(A) TYPES OF TRNSPTS

2120.11(B) CARGOS CARRIED

Transports are parties carrying valuables from place to place. Only the largest transport parties will have advanced scouts—talmarons with riders. Transports usually travel on roads; however, they will enter the wilderness to avoid danger. The referee should randomly determine the intended destination of the transport, and if desired, where it originated from. Transports are often hostile to strangers, because their cargoes make them attractive to rogues.

2120.11(A) Types of Transports

2120.11(A1) PERSONAL TRNSPTS

2120.11(A2) MERCH TRNSPTS

2120.11(A3) IMPERIAL TRNSPTS

2120.11(A1) Personal Transports

Personal transports are usually hired by a rich lord to transport personal goods from one location to another. The goods will often be a mixed lot of junk, furniture and place settings. Rarely will valuables be included in the cargo of a personal transport.

2120.11(A2) Merchandising Transports

These groups will either be moving from town to town, trying to hit the best business, or traveling from afar with rare goods. A roll of 6 on a D6 indicates a party with rare goods. A roll of 1-5 will dictate a mundane merchandising transport.

2120.11(A3) **Imperial Transports**

Imperial transports will be carrying anything from royal furniture to shanthic blades.
(TS441.31).

2120.12 **Troops**

Squads are sent from Burdoth on various assignments. They are often sent into secure areas or to clear lands. The following table indicates the number of squads, not the number of creatures encountered.

Note: The rolls listed below determine the number of squads, not the number of creatures encountered.

To determine the number of creatures in a squad, roll D6+6. Thus, the smallest squad has seven members, the largest has 12 members.

To determine the purpose of a troop encounter, index the roll of a D20 below.

T2120.12 PURPOSE OF TRDDPS	
ROLL:	PURPDSE:
1-3	WAIT FOR FURTHER INSTRUCTIONS FROM ARDOTH
4-10	STOP AND INTERRDGATE PASSERSBY
11-13	STATIONED HERE TD PREVENT TROUBLE
14	ON RAIDING PARTY
15-17	ON BOUNTY PARTY TD DESTROY SOME FORM DF LIFE
18-20	SENT ON SECRET MISSION

2130 **GENERATING MEMBERS**

Once the specifics of the encountered party have been read, the members of the party must be generated. The following is a list of tables, one for each type of group. The tables determine how many creatures are encountered, their race, and their gender.

Creatures are grouped into clumps by race. To determine how large each clump is, roll the die listed under ROLL FOR NEW RACE EACH. Continue rolling until the clumps add up to the number of members in the encountered group, then roll once for the race of each clump.

If a die roll fits in the range listed for GENDER, then the character is female. Note that this is to be done for each character, not in clumps.

The following is a step by step procedure to follow in determining the members of an encountered party:

1. Determine the number of creatures in the party
2. Create clumps of creatures using the ROLL FOR NEW RACE EACH until all creatures are accounted for.
3. Roll for the race of each creature.
4. Determine gender

T2130.01 BEASTERS MEMBERSHIP TABLE

SIZE:	RDLL FDR NEW RACE EACH: DB BEASTERS TA:	RDLL FOR NEW RACE EACH: D6 GUARDS TG:	RDLL FDR NEW RACE EACH: D6 AIDS TS:
1	D2	D2-1	D2-1
2	D3	D2	D2
3	D4+1	D3+1	D2+1
4	DB+2	D4+2	D3+1
5	D12+3	D6+3	D4+1
6	D20+4	DB+4	D6+1

LEAN BEASTERS AWAY FROM THRIDDLE, SALU, WALLUSK, PDCNDT AND SCARMIS.

T2130.02 ISCIN MEMBERSHIP TABLE

SIZE:	RDLL NEW RACE EACH: D8 SCHDLARS TA:	RDLL NEW RACE EACH: D6 GUARDS TG:	ROLL NEW RACE EACH: D6 AIDS TS:
1	1	D2-1	D3-2
2	D2	D3-1	D2-1
3	D2+1	D3-1	D2-1
4	D3+1	D4-2	D2-1
5	D6+1	D6-3	D4-1
6	D12+2	D20-10	D12-3

LEAN ISCIN AWYA FROM CURGAR IN PRIMARY GRDUP. TOWARDS THRIDDLE, PDCNDT, THIVINS, AND WALLUSK IN SECONDARY.

T2130.03 KESHT MEMBERSHIP TABLE

SIZE:	RDLL FDR NEW RACE EACH: D20 PEOPLE TA:	RDLL FOR NEW RACE EACH: D12 GUARDS TG:	ROLL FDR NEW RACE EACH: D6 AIDS TS:
1	1	D3-1	D3-2
2	D2	D6-1	D3-1
3	D3	DB	D3
4	D4	D12+2	D3+1
5	D6	D20+4	D6+1
6	D20	2D20+6	D12+1

LEAN KESHT TOWARD HUMANS, CAJI, AND BDCORD BY 3 PDINTS. CROID, SCARMIS, RAMIAN, AND CDRASTIN ARE NEVER KESHT.

T2130.04 MERCENERIES MEMBERSHIP TABLE

RDLL FOR NEW RACE EACH: DB SIZE: MERCENERIES TG:		RDLL FDR NEW RACE EACH: DB SIZE: MERCENERIES TG:	
1	1	4	06+2
2	D2	5	D12+4
3	D4+1	6	D20+6

T2130.05 NOMAD MEMBERSHIP TABLE

RDLL FOR NEW RACE EACH: D20 SIZE: NOMADS TS:		ROLL FOR NEW RACE EACH: D20 SIZE: NOMADS TS:	
1	D4+1	4	D20+8
2	08+4	5	2D20+10
3	D12+6	6	20100+20

TRY TO STAY IN THE PRIMARY GRUOP DF CREATURES.

T2130.06(ABC) PATRDL MEMBERSHIP TABLE

BORDER DISTANCE (RDLL 06 FINO SLDT AND LODK DOWN)
 FAR => 1-4 5-6 -
 CLOSE => 1-2 3-4 5-6

SIZE:	RDLL NEW RACE EACH: DB LDCAL TG:	RDLL NEW RACE EACH: DB IMPERIAL TA	ROLL NEW RACE EACH: DB BORDER TA:
1	D2	04	D2
2	D4	D4+2	D2+1
3	D4+2	D6+2	04+1
4	06+2	DB+2	012+4
5	D6+4	D12+4	D20+8
6	D8+4	D20+4	2D20+10

USE ONLY THE PRIMARY TABLE, RDLLS DF 11 ARE TRARCH, 12 ARE THRIDDLE.

T2130.07 RDGUES MEMBERSHIP TABLE

ROLL FOR NEW RACE EACH: DB SIZE: ROGUES TA:		RDLL FDR NEW RACE EACH: DB SIZE: RDGUES TA:	
1	1	4	D6+2
2	D2	5	D12+4
3	04+1	6	D20+6

NEVER THRIDDLE, WALLUSK, DR POCNOT. PUSH TOWARDS RAMIAN, CROID AND CRUGAR.

T2130.08 SLAVERS MEMBERSHIP TABLE

SIZE:	RDLL FOR NEW RACE EACH: DB SLAVERS TA:	ROLL FDR NEW RACE EACH: 06 GUARDS TG:	RDLL FDR NEW RACE EACH: D4 SLAVES TS:
1	1	02	D4-3
2	D2	03	D2-1
3	D2+1	D4	D4-1
4	D3+1	D6	06-1
5	D4+1	D8+1	DB-1
6	D6+1	D20+1	2D40-2

NEVER BRONTH, TOGAR, THRIDDLE, PUNDIT, DR PDCNDT.

T2130.09 TAUTHER MEMBERSHIP TABLE

SIZE:	ROLL FDR NEW RACE EACH: DB ADVENTS TA:	RDLL FDR NEW RACE EACH: D20 GUAROS TG:	ROLL FDR NEW RACE EACH: D6 AIOS TS:
1	D2	-	-
2	D4+1	D2-1	D2-1
3	D6+2	D4-1	D3-1
4	08+4	D6-1	D4-1
5	D12+6	DB-1	06-1
6	D20+8	D12-1	DB-1

T2130.10 TRADERS MEMBERSHIP TABLE

ROLL DF 1-4 => THIVINS ROLL OF 5-6 => RANDOM RACE

SIZE:	RDLL FDR NEW RACE EACH: D12 TRADERS TA:	RDLL FDR NEW RACE EACH: DB GUARDS TG:	CARGOS:
1	D2	04	1
2	D4	D6	D2
3	D6	08+1	D3
4	DB	012+2	D4
5	D12	020+3	D6
6	2D12	2D20+5	012

FDR RANDOM RACE, RE-RDLL FOR 2,3 DR 11,12 ON THE SECONDARY RDLL.

T2130.11 TRANSPDRT MEMBERSHIP TABLE

SIZE:	ROLL FOR NEW RACE EACH: D20	RDLL FOR NEW RACE EACH: D12	CARGDS:
1	1	D4+1	1
2	D3	D6+2	D2
3	D3	D8+4	D3
4	D5	D12+6	D4
5	D5	D20+8	D6
6	D7	3D20+10	D12

LEAN TOWARDS THE PRIMARY GRDUP.

T2130.12 TRODPS MEMBERSHIP TABLE

SIZE:	TRDDPS TG:	SPECIAL NOTES:
1	1	ROLL FOR NEW RACE EACH D8
2	D2+1	CREATURES
3	D4+2	IN 1, 2 DR 3 SQUADS: RDLL FOR
4	D8+4	SPECIALTY EACH D8 CREATURES
5	D20+6	IN 4 DR MDRE SQUADS: ROLL FDR
6	3D20+10	SPECIALTY EACH D4 SQUADS

ONLY PRIMARY GRDUP. AN 11 IS TRARCH. A 12 IS THRIDDLE.

T2130 RACE DF ENCDUNTERED CREATURES

PRIMARY RACES (FEMALE)	SECONDARY RACES (FEMALE)
2D6: RACE: 2D6	2D6: RACE: 2D6
2-3 BRONTHx4 9	2 CDRASTINx4 8
4 WOFFEN 9	3 RAMIAN 8
5 CAJI 9	4 TDGAR 9
6-7 HUMAN 9	5 THIVINS 11
8 BOCCDRD 8	6 PDCNOT 6
9 PUNDIT 10	7 TRARCH 9
10 CRUGAR 7	8 SALU 8
11-12 RDLL A 2D6 ON THE SECONDARY RACE TABLE ON THE RIGHT COLUMN	9 SCARMIS -
	10 THRIDDLEx3 -
	11 WALLUSK 8
	12 CRDIDx2 8

CREATURES WITH x2 OR x3 COUNT AS MDRE THAN 1 CREATURE WHEN ROLLING FDR GRDUPS DF CREATURES.

2140 POSITION

2141 DISTANCE TO AN ENCOUNTER

2142 LOCATION AND DIRECTION

2141 Distance to an Encounter

To determine how far away the encounter is when contact is established, consult the following table. Select the appropriate terrain and roll the dice listed for that terrain. The result will be in meters from the player character's party. The exclamation point next to the distance stated for forest indicates that if travel is by road or trail in a forest then the distance is doubled. This applies only to forests.

T2141 DISTANCE TO AN ENCOUNTER

TERRAIN:	DISTANCE:	TERRAIN:	DISTANCE:
FDREST	3D6x5+20	JUNGLE	3D6x2+20
HEAVY FOREST	3D6x2+10	MDUNTAINS	3D6x10+10
GRASSLAND	3D6x10+50	DESERT	2D6x20+100
SWAMP	2D6x2+10		

2142 Location and Direction

2142.01 ENCOUNTER ON THE ROAD

2142.02 ENCOUNTER OFF ROAD

If the player characters are traveling on a trail or road, then the chances are that their encounter is also traveling by trail or road. To determine whether or not this is the case, index the roll of a D6 below. If the player characters are not traveling by road, skip down to section (2142.02).

T2142 ENCOUNTER TRAVEL STATUS

RDLL:	RESULT
1	ENCOUNTER IS OFF THE ROAD. SEE SECTION 2142.02
2	ENCOUNTER IS ON THE ROAD. BEHIND THE PARTY
3-6	ENCOUNTER IS ON THE ROAD. AHEAD OF THE PARTY

2142.01 Encounter on the Road

If the encounter is traveling on the road, then table T2142 indicated whether or not the encountered party was traveling ahead or behind the party. Now, index the roll of a D6 below to determine the direction that the encountered party is traveling.

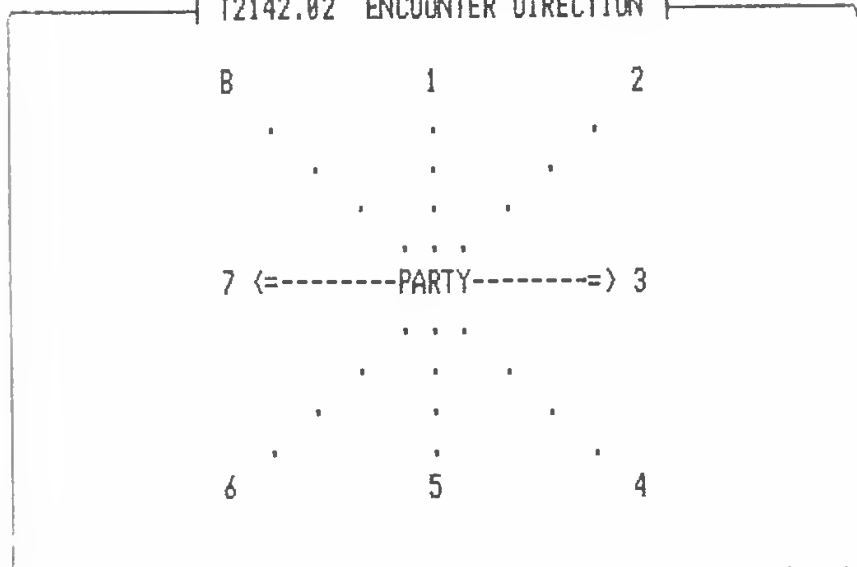
T2142.01 ENCOUNTERS ON THE ROAD

ENCOUNTER BEHIND PARTY		ENCOUNTER AHEAD OF PARTY	
ROLL:	DIRECTION OF TRAVEL	ROLL:	DIRECTION OF TRAVEL
1-6	TOWARDS PARTY	1-4	TOWARDS PARTY
		5-6	AWAY FROM PARTY

2142.02 Encounter off the Road

If the encounter is off the road, then there are eight possible locations that the encounter could be at, and eight directions that the encounter could be traveling. Index the roll of a D8 on the diagram below to determine the direction of the encounter with respect to the party and then the direction of travel with respect to the party. The player character's party, denoted PARTY, is always assumed to be traveling direction 1 on the following diagram.

T2142.02 ENCOUNTER DIRECTION



For example, if the first roll of the D8 yielded a 4, and the second roll a 1, the encountered party would be located behind the party, but over to the right. The direction of travel of the encountered party would be on a line from location 4 to location 1, sort of in a forward left direction.

2150 Surprise

Surprise is determined by a die roll. Modify the rolls if one party has an advantage in seeing the other.

T2150 SURPRISE

ROLL:	SURPRISE:
1-7	THE ENCOUNTER SURPRISES THE PLAYER CHARACTERS
8-13	SURPRISE IS SIMULTANEOUS
14-20	PLAYER CHARACTERS SURPRISE THEIR ENCOUNTER

2160 PRE-ENCOUNTER

Encounters usually happen when both parties are traveling. If a D20 yields a 19 or a 20, then the lower part of the following table will determine the special activity of the encounter.

The procedure to follow is:

T2160 PRE-ENCOUNTER ACTIVITY

ROLL:	ACTIVITY:
1-18	TRAVELING
19-20	SPECIAL ACTIVITY. ROLL A D20 BELOW TO DETERMINE
ROLL:	SPECIAL ACTIVITIES
1-8	EATING.
9-12	JUST ENCOUNTERED ANOTHER PARTY. MAY BE FIGHTING.
13-18	HOUSEKEEPING CHORES: CLEANING WEAPONS, ETC.
19-20	SLEEPING. PROBABLY HAS A GUARD ON DUTY.

2170 RESPONSE

Certain types of encounters are bound to be more hostile than others. For example, rogues are expected to be vicious while traders are usually friendly. On the table below, locate the party type that has been encountered. The resulting number is the RESPONSE INDEX. Roll a 2D6 on the RESPONSE table below it, moving up or down as the index indicates.

T2170 RESPONSE INDEX

PARTY TYPE:	RESPONSE INDEX:	PARTY TYPE:	RESPONSE INDEX:
ROGUES	-4	TAUTHER	+0
TRANSPORT	-1	MERCENARIES	+1
KESHT	-1	PATROL	+2
BEASTERS	-1	ISCIN	+2
SLAVERS	-1	TROOPS	+2
NOMADS	+0	TRADERS:THIVIN	+3

T2170 RESPONSE TABLE

ROLL:	RESPONSE:
2	WILL ATTACK IF HAS A REALISTIC CHANCE
3	WILL ATTACK IF HAS A REALISTIC CHANCE
4	WILL ATTACK IF PROVOKED
5-6	UNFRIENDLY
7	NEUTRAL
8-9	FRIENDLY
10	VERY FRIENDLY
11	VERY FRIENDLY
12	VERY FRIENDLY

2200 WILD-INTELLIGENT ENCOUNTERS

- 2210 RACE
- 2220 SPECIFICS
- 2230 SIZE
- 2240 TYPE
- 2250 RESPONSE

Wild-intelligent encounters (Wint) consist of intelligent creatures found in the wild. Wints are organized into tribes and bands.

The following is a list of steps used to generate Wint encounters:

1. Follow the steps listed here.
 1. Use 2290 as a guide. Figure out the tribal organization, how they would respond to strangers.
 1. Guide the situation based upon descriptions of the creatures in section 3.1100.

2210 RACE OF A WINT ENCOUNTER

The race of the Wint encounter depends greatly upon the terrain that the player characters are traveling in and the geographical location of the encounter.

2210 BURDOTH WINT						
RACE:	FOREST	GRASS	SWAMP	JUNGLE	MOUNT	DESERT
ACUBON	1	-	1-8	1-5	1-3	-
BLOUNT	2	-	11-35	6-8	-	-
BOCCORD	3-8	1-15	36-38	9-10	4-14	1-12
BOUDER	9	16-20	-	11-12	15	13-15
BRONTH	10-12	21-22	-	13	16-17	-
CAJI	13-14	23-26	39	14-15	73-74	16-18
CLEASH	15	27	-	-	18	19
CORSTIN	16-17	28-29	40	16-23	19-20	-
CROID	18-19	30-31	-	24-35	21-24	-
CRUGAR	20-30	32-40	41	36-40	25-30	-
DAEGON	31-32	41	-	41	31	-
DEMOOR	33-35	42-46	-	-	36-37	-
HUMAN	36-55	47-65	42-72	41-60	38-52	20-31
KNIK	56-60	66-68	-	61	53-68	32-35
POCNOT	61-62	69-71	73-76	62-70	75-79	-
PUNDIT	63-72	72-76	77	71-73	80-85	76
RAMIAN	73	77	-	74-77	86-87	77-84
SALU	74	78	78-89	-	88-89	-
SCARMIS	75-77	-	90-92	78-79	90-91	-
SHANTHA	78	79	93	80	92	85-86
THIVINS	79-84	80-82	94-95	81-84	93-94	-
THRIDLE	85-86	83-85	96-97	85-88	93-94	-
TOSAR	87-91	86-88	98	89-90	93-94	-
TRACH	92-94	89-94	99	91-95	95-98	-
WALLUSK	95-96	95-98	-	-	-	87-100
WOFFEN	97-100	99-100	100	96-100	99-100	-

2220 TRIBA SPECIFICS

- 2221 GENERAL REACTIONS
- 2222 SPECIFIC LIKES & DISLIKES
- 2223 PETS OR BEASTS
- 2224 LAYOUT & TERRAIN
- 2225 NEARBY WINT & NINT
- 2226 NATURAL WEALTH
- 2227 HISTORY AND RELIGION
- 2228 SPECIAL KNOWLEDGE
- 2229 SPECIAL ITEMS

2221 General Reactions

Some tribes are hostile while others are not. The referee must decide if the tribe is in general friendly or fierce. The response index used in section 2241 may be changed as the referee sees fit. The numbers listed there are only the most general.

2222 Specific Likes and Dislikes

It is likely that any tribe in the wilderness will develop strong reactions to elements in its surroundings. Perhaps the tribe in question hates Bronth because a bronth once killed the tribal Shaman. Perhaps members of the tribe are very enthusiastic about crystals.

2223 Pets or Beasts of Burden

Thombos, bochigon and talmaron are commonly used as beasts of burden, but perhaps the encountered tribe uses some other creatures, maybe lizogoth? It is also possible that the tribe has domesticated certain non-intelligent creatures and now keeps them as pets, perhaps pibbers or fonlin.

2224 Layout and Terrain

The referee is left responsible for generating the details of the terrain about the tribe. Be sure to think about rivers, natural vegetation, food sources and possible taboo locations.

2225 General Reactions

There may be other Wint groups near the tribe or non-intelligent creatures which should be considered. Perhaps a large grey mandare lives on just the other side of the mountain range.

2226 Natural Wealth

On rare occasions, a tribe will be situated near objects of wealth: crystals, herbs for making limilates, creatures with valuable organs or armor, etc.

2227 History and Religion

A history and religion of the tribe must be contemplated. Religious beliefs can drastically alter the response or actions of a tribal group.

2228 Special Knowledge

It is possible that the tribe knows the location of a Shantha, or a treasure, etc.

2229 General Reactions

There is a very slight chance that the tribe has in its possession some treasured object or objects. They might be Earth items or shanthic objects for example.

2230 SIZE

The WSIZ listing of every intelligent creature contains a die roll which generates a number between 1 and 6. Roll the die to get the Size of the entire Wint group. Use this number (1 to 6) on the table below to determine the number of creatures living in the group.

T2230 SIZE OF WINT PARTY			
SIZE:	SIZE OF MAIN GROUP	SIZE:	SIZE OF MAIN GROUP
1	D4	4	D20+5
2	D6+1	5	D60+10
3	D10+3	6	D200+40

2240 TYPE

When players come close to a tribe, they will usually encounter a patrol, or a hunting or gathering party. Index the roll of a D20 below to determine the type of the Wint Encounter. At night time, index forward 1 on this table. The number rolled for in the previous section, 2230, determined the total number of creatures living with the tribe. All other parties emminating from the main group will be of a size 2 less than the size of the main group. All group types are -4 to response.

T2240 TYPE OF WINT			
ROLL:	TYPE OF WINT	ROLL:	TYPE OF WINT
1-5	GATHERING PARTY	11-14	MAIN GROUP
6-10	HUNTING PARTY	15-20	PATROL

2250 RESPONSE

Before rolling the response of the Wint encounter, determine the base response listed below.

T2250 BASE RESPONSE INDEX BY RACE			
RACE:	RESPONSE INDEX:	RACE:	RESPONSE INDEX:
ACUBON	-1	HUMAN	+1
BLOUNT	-1	KNIK	-3
BOCCORD	+0	POCNOT	+2
BOUDER	+2	PUNDIT	+2
BRONTH	+1	RAMIAN	-2
CAJI	+1	SALU	+0
CLEASH	-4	SCARMIS	-1
CORASTIN	-1	SHANTHA	+0
CROID	-4	TOGAR	+0
CRUGAR	-2	TRARCH	+0
DAEGON	+0	WALLUSK	+1
DEMOOR	-4	WOFFEN	-2

Roll 2D6 on table T2170 moving up and down for the index.



2300 NON-INTELLIGENT ENCOUNTERS

- 2310 RACE
- 2320 SIZE
- 2330 LAIR
- 2340 SURPRISE
- 2350 RESPONSE
- 2360 SPECIFIC CREATURES

Non-intelligent (Nint) encounters are those consisting of low intellect creatures.

2310 RACE

To determine what race of creature is encountered, index the roll of a D100 under the appropriate chart and column below. Thus, if the players are traveling through swampland, the referee would index the D100 roll down the SWAMP column. The Value listed under SIZE will be used in section 2320, so jot it down. The number listed under the SECTION heading will indicate where more information about the creature encountered can be sought.

T2310 NINT SWAMP JUNGLE & DESERT					
RACE:	SWAMP	JUNGLE	DESERT	SIZE	SECTION
BOCHIGON	1-2	1-4	-	A+1	3.1200.01
CORONDAN	3	5	-	A-2	3.1200.02
CRILL	-	6-8	1-13	8	3.1200.03
DAIJ	4-5	9-10	14-22	A-2	3.1220.04
DAWTH	6-13	-	-	A-3	3.1200.05
DICHANORA	14-19	11	-	8	3.1200.06
DREGLAMON	20-24	12-19	23-25	A-2	3.1230.07
DURADON	25-27	20-25	26-30	A	3.1220.08
FARG	28-40	-	-	8	3.1200.09
GREY MNOR	41-43	26-29	31-32	A-1	3.1200.10
HARNS	-	-	33-54	B	3.1200.11
LIZOGOTH	44-46	30-33	-	B-1	3.1240.12
LOSHT	-	-	56-69	C-1	3.1200.13
MOWLS	47-50	34-36	70-75	A-3	3.1200.14
NARPIS	-	37-38	76-80	1	3.1200.15
PIBBER	51-54	39-48	-	A	3.1200.16
PROW GRAS	55-60	49-51	-	1	3.1240.17
SCRADE	61-63	52-57	81-84	8	3.1200.18
SCRAGGER	-	58-59	-	8	3.1200.19
SLARCHA	64-68	60-64	85-88	B-1	3.1200.20
SLUTCH	69-74	65-69	89	A-1	3.1200.21
TALMARON	75-80	70-73	90-92	8	3.1220.22
TARO	81-85	74-83	-	8	3.1200.23
THOMBO	86-91	84-86	93-94	A	3.1220.24
VINTCH	92-94	87-90	95-98	C	3.1240.25
VOORA	95-96	91-93	99	8-3	3.1220.26
WEACH	97-99	94-99	-	8	3.1220.27
WHITE MANDARE	100	100	100	A-3	3.1200.28

T2310 NINT FOREST GRASS & MOUNT					
RACE:	FOREST	MOUNT	GRASS	SIZE	SECTION
BOCHIGON	1-3	1-2	1-5	A+1	3.1200.01
CORONDAN	4	3	6	A-2	3.1200.02
CRILL	-	4-5	7-8	8	3.1200.03
DAIJ	5	6-10	9-11	A-2	3.1220.04
DAWTH	6-9	11-12	-	A-3	3.1200.05
DICHANORA	10-12	13-14	12	B	3.1200.06
DREGLAMON	13-15	15-18	13-14	A-2	3.1230.07
DURADON	16-18	19-24	15-19	A	3.1220.08
FARG	19-20	-	-	8	3.1200.09
GREY MANDARE	21	25-27	20-23	A-1	3.1200.10
HARNS	-	-	-	B	3.1200.11
LIZOGOTH	22-26	28-33	24-29	B-1	3.1240.12
LOSHT	-	-	-	C-1	3.1200.13
MOWLS	27-35	34-36	30-31	A-3	3.1200.14
NARPIS	36	37-40	32-35	1	3.1200.15
PIBBER	37-44	41-44	36-40	A	3.1200.16
PROW GRAS	45-50	45	41	1	3.1240.17
SCRADE	51-65	46-58	42-50	8	3.1200.18
SCRAGGER	-	59-63	-	B	3.1200.19
SLARCHA	66-73	64-75	51-60	8-1	3.1200.20
SLUTCH	74-77	76-77	61-65	A-1	3.1200.21
TALMARON	78-81	78-85	66-73	8	3.1220.22
TARO	82-85	-	-	8	3.1200.23
THOMBO	86-91	82-83	74-86	A	3.1220.24
VINTCH	92-94	76-81	87-93	C	3.1240.25
VOORA	95-96	82-83	94-95	8-3	3.1220.26
WEACH	97-99	92-99	96-99	8	3.1220.27
WHITE MANDARE	100	100	100	A-3	3.1200.28

2320 SIZE

To find the number of creatures encountered, first get the Size index based on PVC off of the following table. Roll a D6, adding the Size index. Rolls larger than 6 are 6. This is the Size of the encounter.

T2320 SIZE OF A NINT ENCOUNTER			
TOTAL PVC:	INDEX:	D6 ROLL:	SIZE:
1-20	+0	1	1
21-60	+1	2	02
61-200	+2	3	03
201-1000	+3	4	D4
1001-2000	+4	5	05
2001&UP	+5	6	06

Each creature on the tables above had a size listed for it A, B, or C, plus a number. Add the Size of the party to this number. If it goes under 1, it is 1; if it goes over 6, it is 6. Roll for the number of small (S), medium (M), and large (L) of the creatures encountered using the letter A, B, or C found on the above table. Add together the number of small, medium and large for creatures of only one size.

T2320 NUMBER OF CREATURES									
SIZE	A			B			C		
	S	M	L	S	M	L	S	M	L
1	1	0	0	D2	0	0	D4	D2-1	D2-1
2	0	1	0	D2	D2	0	D4	D6	D2
3	0	0	1	D2	D2	D2	D6	D8	D4
4	1	D2-1	D2-1	D4	D2	D2	D6	D8	D8
5	1	1	D2-1	D6	D4	D2	D8	D12	D8
6	D2	D2	D2	D6	D6	D4	D12	D12	D12

2330 LAIR

The chance of lair, lair type, and chance of in lair are all listed in the Nint GENERAL SPECS section of 3.1200.

2340 SURPRISE

To roll surprise for a non-intelligent encounter, find the SURPRISE values listed in the GENERAL SPECS part of the creature description. The listing indicates the chances of the creatures surprising the party, surprise being simultaneous and of the chances of the party surprising the Nint. A listing of C1-4/5-7/8-20P would indicate that if the roll of a D20 resulted in a 1-4, the Nint surprises the player characters and a roll of 8-20 indicates that the party surprises the Nint. Rolls of 5 through 7 would indicate a mutual discovery.

2350 RESPONSE

To determine how the Nint encounter responds, find the RESPONSE INDEX located in the GENERAL SPECS section of the creature description. Index the roll of a 2D6 below, moving up or down as denoted by the RESPONSE INDEX of the Nint. The indexed value will be the response of the creature. To determine whether or not a creature is stupid enough to attack something too big for it, look at the value listed to the right of the RESPONSE INDEX. If the word MANIAC is present, the creature will attack any intruders it sees if its response roll so indicates, regardless of the size of intruding party. MANIAC creatures will fight to the death.

T2360 NINT RESPONSE TABLE			
ROLL:	RESPONSE:	ROLL:	RESPONSE:
2	ATTACKS IMMEDIATELY	7	EASILY PROVOKED
3	ATTACKS IMMEDIATELY	8-9	NEUTRAL
4	ATTACKS IMMEDIATELY	10	FRIENDLY
5	READY TO ATTACK	11	VERY FRIENDLY
6	HOSTILE	12	VERY FRIENDLY

2360 SPECIFIC NINTS

Section 3.1200 details the rolling of specific nints. Section 3.1100 is helpful.

3000 TOWN ENCOUNTERS

3000 TOWN ENCOUNTERS

3100 OUTSIDE 3200 IN A CLEP 3300 SPECIAL EVENTS

Note: The words town and city are used interchangeably throughout this section. At times, only one of the words is used when both are being referred to.

3100 OUTSIDE

When characters are out and about on the streets, use the encounter tables in section 2000, but modify them for town use. In addition, the following group types exist in a town or city:

- 3111 Rogues
- 3112 Githerin
- 3113 Locals
- 3114 Drafters
- 3115 Important Locals
- 3116 Patrols

Read the descriptions of these types and use them as encounter types occasionally.

3111 Rogues

The description for rogues residing in towns is almost identical to that presented in section 2120.07 except that rogues can more easily ambush their prey in town. Rogues will follow the party for some time before attacking. They will wait until the party enters a delapidated area, or one where few people are present. Don't roll their responses; rogues are never friendly.

3112 Githerin

See 3.4100 for details on this group.

3114 Locals

Locals sometimes inconvenience foreigners. Although they usually carry no weapons, good fist fights have been known to break out when groups of hot-headed Tauther types try to move in on their action. It's a good idea to try to get along with the locals.

3115 Drafters

Drafters are members of towns or cities that find eligible characters to fight in the arena or to serve in the local patrol. Treat drafters as local patrols for all purposes. Characters declining the drafter's invitation to community service may find the town's patrols and guards quite unfriendly in the future.

3116 Important Locals

Important locals are those Drenn or Kesht characters with power in a community. They often own land.

3115 Local Patrols

Local patrols may be friendly or hostile depending upon the quality of the characters that they encounter. Low class scum will be treated as such. Well dressed characters will be treated with more respect. Some patrols expect cash from strangers they meet, although it is rare that they will come right out and say this.

3200 IN A CLEP

While staying in a clep, characters may encounter other creatures, often travelers. The referee should use the encounter table of section 2000 to generate indoor encounters. A 2D6 roll should be made from time to time to check for brawls, robbing attempts, and room assaults. Rolls of 11 or 12 might indicate something like this, depending upon the quality of the clep.

3300 SPECIAL EVENTS

Roll on the table below to determine special events which happen.

T3300 MEETINGS IN AN INN	
ROLL 206.	
ROLL A 206 EACH DAY	
9-11 => COMMON EVENT 206 BELOW	12 => UNCOMMON EVENT 206 BELOW
ROLL: COMMON EVENT:	ROLL: UNCOMMON EVENT:
2-4 FESTIVAL	2 TROOPS ENTER TOWN
5-6 PARADE	3 HARVEST ARRIVES
7-8 NEWS REACHES TOWN	4-6 ISCIN LECTURE
9-11 HERIS: SEE 1.7701	7-10 CLEP ROBBED
12 CLECH: TAXATION D6 GEMLOCKS OR MORE	11 IMPORTANT FIGURE DIES
	12 TOWN RAIDED SOMEWHERE

4000 EXPERIENCE

- 4100 EXPERIENCE POINTS
- 4200 POINTS PER LEVEL
- 4300 BONUSES

4100 EXPERIENCE POINTS

When characters overcome difficult challenges they gain something from the experience. Referees should base the number of *Experience Points* their players receive upon their skill at surviving, piecing facts together, and solving conflicts cleverly. When writing a campaign, the number of Experience Points each challenge has should be pre-recorded. Various outcomes should result in different Experience Points. Try to figure out what the players are likely to do.

Creatures killed, captured, or driven away are worth the number of points listed under their EXP: listing (bonus points sometimes apply). Any wealth the players acquire is worth its value in Gems Experience Points (500 Gemlinks would be worth 50 Experience Points). Objects are also worth their value in Gems. **Killing unarmed, innocent, or unconscious characters is not worth any Experience Points.**

Each time a character goes up in level, a few months of game time pass. Because most of the bonuses are involved with skill, they take time to learn. It is not possible for a character to gain bonuses while sitting in some cave.

4200 POINTS PER LEVEL

Players start with 0 Experience Points and at Level 0. As they acquire points, they will eventually reach a new Level. Below is a table of Experience Points/Level. Thus, a Level 0 Human needs 500 Experience Points to attain Level 1. Once there, the Human's points drop to 0 and Level increases by 1. Section 4300 lists the various options characters have when going up in level.

LEVEL	HUMAN	CAJI	BOCCORO
1 ->	500	1,000	750
2 ->	1,000	3,000	2,000
3 ->	3,000	7,000	5,000
4 ->	5,000	11,000	8,000
5 ->	8,000	17,000	13,000
6 ->	12,000	25,000	18,000
7 ->	16,000	33,000	25,000
8 ->	21,000	43,000	32,000
9 ->	26,000	53,000	40,000
10 ->	32,000	65,000	49,000
11 ->	39,000	79,000	59,000
12 ->	46,000	93,000	70,000
13 ->	54,000	109,000	81,000
14 ->	62,000	125,000	94,000
15 ->	71,000	143,000	107,000
16 ->	81,000	163,000	122,000
17 ->	91,000	183,000	137,000
18 ->	102,000	205,000	153,000
19 ->	113,000	227,000	170,000
20 ->	125,000	251,000	188,000

4300 BONUSES

When characters go up in level, they receive a bonuses, usually in the form of newly learned skills. The following table lists all of the possible choices of characters going up in level.

4300 LEVEL BONUSES		
EACH RACE AUTOMATICALLY GAINS:		
HUMAN	CAJI	BOCCORD
NOTHING	5 COST/VALUE POINTS TO USE ON MUTATIONS	AT LEVEL 5 AND UP, 1 EXTRA USE OF DEFLECTOR PER DAY

CHARACTERS CHOOSE ONE OF THE FOLLOWING:		
HUMAN	CAJI	BOCCORD
D4+4 SKILL PTS. +1 WARP FACTOR +D2 TO STR, CON STA, AIM, SPD AIM, OR DEX	D4+4 SKILL PTS. +1 WARP FACTOR +D2 TO STR, CON STA, AIM, SPD AIM, OR DEX RECOVERY # OF POINTS FOR COST/VALUE	D4+4 SKILL POINTS +1 WARP FACTOR +D3 TO STR, CON STA, AIM, SPD AIM, OR DEX

MAXIMUM HUMAN	MAXIMUM CAJI	MAXIMUM BOCCORD
CON: 29	CON: 19	CON: 49
STR: 29	STR: 19	STR: 59

5000 ACTION

- 5000A **ADVANTAGE**
- 5000B **ATTACK STRATEGY**
- 5000D **CRITICAL HIT ROLL**
- 5000E **DAMAGE**
- 5000G **EVADE**
- 5000H **HAND-TO-HAND**
- 5000I **RANGE**
- 5000J **ROLL TO HIT**
- 5000K **ROUND**

The following is the sequence of play for combat:

- 5100 **ADVANTAGE**
- 5200 **THE ROLL TO HIT**
- 5300 **H-T-H ATTACKS**
- 5400 **RANGE ATTACKS**
- 5500 **DEFENSE**
- 5600 **SUCCESS**
- 5700 **DAMAGE**
- 5800 **SPECIAL ATTACKS&MODIFIERS**

Beginning players can skip to sections marked ●

■ this symbol means move on

As the system is used more of the following information will become useful.

First: a short glossary of terms. Then: The RULES.

● 5000A **ADVANTAGE**

Each character rolls a D20 for advantage, in each round of combat. The higher the number, the better the position of the character (an Advantage of 17 is better than an Advantage of 12). Advantage rolls are used to determine the order of combat.

5000B **ATTACK STRATEGY**

When using a sword, a swing is only one possibility for attack. The Attack Type sections include many others.

5000D **CRITICAL HIT ROLL**

A Critical Hit roll is made whenever a Roll to Hit is successful. The Critical roll determines whether a vital organ was struck, or if the attack was merely a glancing blow.

5000E DAMAGE

Damage is calculated in Hit Points and Stamina Points. Death occurs when a character's Hit Points fall to zero. Characters fall unconscious when their Stamina points fall below zero. Damage is rolled with dice for all attacks except for mutational attacks and energy weapon attacks; they do the same damage every time.

5000G EVADE

An evade is an all-out attempt to remove oneself from a combat by whatever means possible. Characters often fall down when making an evade attempt.

5000H HAND-TO-HAND

Attacks are "Hand-to-Hand" when short range weapons such as swords are used.

5000I RANGE

Attacks occur at "Range" if the only means of attack are by thrown, launched, fired, or mutational attacks.

5000J ROLL TO HIT

The Roll to Hit determines the success of an action (not necessarily a combat action). A D20 is used; high rolls are good.

5000K ROUND

Time is broken down into a unit called a Round which is 2 seconds long. Every round, during combat, characters make Advantage rolls. Most actions require one round to perform. The following is a list of actions and the number of rounds they require:

T5000 ACTIONS			
ROUNDS:	ACTION:	ROUNDS:	ACTION:
1	STAND UP	2	UNSLING WEAPON
0	FALL	2+	GET SOMETHING FROM A POUCH
1	PICK SOMETHING UP	0	DROP SOMETHING
2	GET ON A THOMBO	1	MOST WEAPON ATTACKS
1	GET OFF A THOMBO	1	ALL DEFENSIVE MOVES
2	PREPARE&USE A BOW		

5100 ADVANTAGE

5110 ROLLS NEEDED

5120 ROLL OF A 20

5130 FIRST ATTACKER

Advantage is a measure of the stance, position, and opportunity of a character. If a character has low advantage, it will be more difficult to be successful. To determine a character's advantage, a D20 is rolled. The higher the roll, the better that character's ad-

vantage. Characters with any special Advantage skills add their bonus to the die roll they make. Non-intelligent creatures each have a table of their actions based upon their Advantage rolls. Referees must decide what non-player characters will do based upon their Advantage rolls.

5110 ROLLS NEEDED

The players describe the actions of their characters in the order of their Advantage rolls (highest roll to lowest roll). Minimum Advantage rolls are needed for certain tasks. If characters are unable to roll an high enough Advantage, their chances for success are poor; they will be +16 in their attempt. Note: When rolling for a hit, positive modifiers are bad, negative numbers are good. The following is a table of the Advantages needed for various tasks:

T5110 ADVANTAGE NEEDED	
MINIMUM ADVANTAGE:	ACTION:
6	LAUNCHED, THROWN, OR FIRED ATTACKS
8	ORB OR BOLT MUTATION USED ON TARGET 2 OR MORE METERS AWAY
10	ANY HAND-TO-HAND ATTACKS, OR THOSE OCCURRING AT LESS THAN 2 METERS
20	-4 TO HIT, +4 TO BE HIT (THIS IS A BONUS, NOT AN ACTION)
IF ADVANTAGE IS TOO LOW, ATTACKS ARE +16 TO HIT	

5120 A ROLL OF 20

If characters are able to roll a 20 for their advantage, either naturally, or because of some Advantage bonus, they become -4 to hit during that round, and +4 to be hit. A 20 roll indicates a near perfect situation for a character.

5130 FIRST ATTACKER (H-T-H ONLY)

When a character is fighting a Non-Player character, whoever has the higher Advantage will be the first to act, unless they purposely want to wait for their opponent to attack first before they make their attack. Behind such a strategy is the realization that attackers leave themselves a little vulnerable to attack when they attack. By waiting for your opponent to strike, you become -6 to hit for that round. Such methods are more easily employed by larger creatures, or heavily armored ones.

Characters always try to place themselves so that their advantage is high, higher than their opponent's. If a character's advantage roll is lower than that listed on table T5110, that character is probably defending that round (otherwise a +16 to hit penalty is applied). In such cases, the character saw that no opening was possible, and decided to retain a defensive posture. Characters deciding to defend when they have a "Combat Advantage" (an Advantage high enough to avoid the +16 penalty) do so at one half normal defense because they changed their minds at the last minute.

5200 THE ROLL TO HIT

- 5210 WEAPONS
- 5220 SKILL
- 5230 OFF THE SCALE

5210 WEAPONS

When a character's action involves an attack of some sort, use the table below to find the number that the character needs To Hit. For hand-to-hand attacks, use the table below.

The first column on this table is the number of attacks which can be made per round with a weapon. The second column is the type of damage done (E=edge, P=point, B=bulk). Following the name of each weapon, numbers To Hit are followed by a ":" and then the damage that the weapon does. The ranges greater than Close are used when weapons are thrown. Note that all ranges are in meters.

T5210 PRIMITIVE H-H WEAPONS					
RANGE IN METERS=====>		0-2	2-6	6-10	
PREP	TYPE WEAPON	CLDSE	SHDRT	NEAR	
1	E	AXE:BATL	10:3D8	7:2D6	20:D8
1	E	AXE:HAND	8:2D6	8:2D4	16:D6
1	E	AXE:TRUN	5:D8	5:2D6	13:2D6
1	B	BOLA	6:D4	-:-	-:-
1	P	CLAWS	4:D6	-:-	-:-
1	B	CLUB	9:2D6	8:D6	20:D4
2	B	FIST	5:D6	-:-	-:-
1	B	FDDT	6:D8	-:-	-:-
1	B	HMMR:WAR	10:3D8	-:-	-:-
1	B	HDOVES	9:2D6	-:-	-:-
1	P	HDRN	7:2D6	-:-	-:-
1	EP	KNIFE	3:D6	-:-	-:-
1	B+P	MACE	7:D8+D4	7:D4+D2	19:D3+D2
1	B+P	MSTAR	4:D6+D6	8:D4+D4	17:D2+D2
1	B	PINCHERS	6:D6	-:-	-:-
1	B	RDCK	8:D6	-:-	-:-
1	P	SPEAR	7:2D6	-:-	-:-
1	B	STAFF	5:2D4	8:D6	16:D3
1	EP	SWDRD:1H	6:2D6	8:D8	16:D4
1	EP	SWDRD:2H	7:3D6	11:2D6	19:D6
1	EP	SWDRD:L1H	4:D8	8:D4	16:D3
1	EP	SWDRD:L2H	5:2D8	8:D6	16:D4
1	P	TEETH	9:D6	-:-	-:-
1	B	WRAP	5:D6	-:-	-:-

8:D6 MEANS AN 8 OR HIGHER NEED TO HIT WITH A D20, AND D6 POINTS OF DAMAGE ARE DONE BY THIS ATTACK.

This next table is used for thrown and launched weapons. The first column lists the number of rounds needed to "prepare and use" a weapon. The numbers listed for each range and weapon indicate Roll to Hit:Damage.

T5210 PRIMITIVE RANGE WEAPONS							
RANGE=====>		0-2	2-6	6-10	10-30	30-70	70-120
PREP	WEAP	SHDRT	CLDSE	NEAR	FAR	LONG	X-LONG
2	BOLA	2:D4	3:D4	4:D6	8:D8	14:D6	-:-
2	BOW	2:D4	2:D6	5:D6	7:2D6	12:2D6	16:2D6
1	KNIFE	2:D3	2:D4	6:D4	19:D3	-:-	-:-
2	LBOW	2:2D6	2:2D6	5:2D6	7:3D6	11:3D6	16:3D6
1	RDCK	2:D4	2:D6	6:D6	11:D4	17:D2	-:-
2	SLING	2:2D4	3:2D4	4:2D4	9:D4	15:D3	-:-
1	SPEAR	3:D6	2:D6	8:2D6	12:2D6	16:2D6	-:-
2	TAXE	2:D6	5:2D4	13:2D4	-:-	-:-	-:-
1	TSTAR	2:D4	2:D6	4:2D6	8:D6	17:D4	-:-
4	XBOWL	2:2D6	2:2D6	4:3D6	7:3D8	12:2D6	20:2D6
3	XBOWH	2:D6	2:D6	5:2D6	9:2D6	16:2D6	23:D6

The table below is used for pistol energy weapons and mutational orbs/bolts. The first column lists the number of Shots Per Round the weapon can fire. The second column contains the number of shots per power cell that the weapon can deliver. Damage, not Rolls to Hit fill the table. The damage done by orbs and bolts is described in the mutations section. Rolls to Hit are located directly under the various ranges in meters.

T5210 PISTOLS & MUTATIONS							
RANGE IN METERS=>		0-2	2-6	6-10	10-30	30-70	70-120
SPR	SPC WEAPON	CLOSE	SHORT	NEAR	FAR	LONG	XLONG
		2	3	6	11	18	28
1	3	BLADE:30	50	45	30	15	-
1	3	BLADE:60	40	35	15	-	-
1	3	BLADE:90	30	15	5	-	-
2	10	BLASTER	60	55	55	55	50
10	10	CAP LAUN	XX	XX	XX	XX	XX
2	30	FLD RAM	15	15	15	15	15
2	20	LASER	20	20	20	20	20
2	20	PARYLZER	65	60	55	50	45
10	100	PULSAR	10	10	10	10	10
2	5	SNC DIST	120	110	100	90	80
1	20	STUNNER	55	45	35	25	15

ROLLS TO HIT ARE UNDER RANGES NUMBERS FOR WEAPONS ARE DAMAGE

ALL OF THE ABOVE CAN HOLD UP TO 10 POWER CELLS. BLASTERS REQUIRE SLAB AMMO EVERY 100 SHDTS. CAPSULE LAUNCHERS CAN HOLD 10 SHDTS PER CLIP AND REQUIRES ONLY A FUNCTION CELL TO FIRE 100 SHDTS. SEE CAPSULES FOR DETAILS ON DAMAGE

3.3410 PISTOLS CAN USE AN ATOMIC CELL WITH AN ADAPTOR THE POWER CELLS WILL TAKE 1 MINUTE, (30 ROUNDS), TO RE-CHARGE. EACH ADDITIONAL POWER CELL WILL TAKE AN EXTRA MINUTE.

3000C ENCUMBERANCE

The number in the encumbrance column of each item is the weight of the item in pounds. If a capital S follows a value, that encumbrance is in tenths of pounds. Thus, 5S refers to an object that weighs one half of a pound. See section 1.5850 for details on how encumbrance affects a creature.

3000D AVAILABILITY

The availability of each item is listed under the AVAL column. Availabilities range from A+ to F. The further down the alphabet the availability is, the lower the chance of finding the item. To determine the available quantity of an item sought by players, index the appropriate roll on the table below. For example, the availability for SPIKES AND HAMMER is B+ on table BT3000.00. A 3D6 is rolled as indicated by the B category below. There would be D6 of this item available for sale at an "inclep" (or trader's store) on a roll of 13. The referee would determine the cost by rolling a 2D6 to modify the listed price of 5Go (5 Gemlocks = 50 Gemules).

For all availabilities other than A+, A and A-, add one to the roll if the search is in a city, 2 in a citadel. Players perform a "Total Check" when they search every inclep, ask every trader and read every "Dotho" (news board) in search of an object. The table below indicates the time required for such a check. When making a Total Check, roll only once for the entire search, adding to the die roll as listed at the bottom of table T3000D.

This is an alphabetical list of all items, the order in which groups are presented is the same as the order of their description.

	1	D2	D6	D20	D40	D100	
2D6	A+	3	4	5-8	9-10	11	12
	A	3	4-5	6-8	9-10	11	12
	A-	3-4	5-6	7-8	9-10	11	12
3D6	B+	7-9	10	11-13	14-16	17	18
	B	10-12	13	14-15	16	17	18
	B-	12	13-14	15	16	17	18
3D6	C+	12-15	16	17	18	-	-
	C	14-15	16	17	18	-	-
	C-	15	16	17	18	-	-
4D6	D+	17-18	19-20	21-24	-	-	-
	D	18-20	21	22-24	-	-	-
	D-	19-21	22	23-24	-	-	-
4D6	F+	21-22	23-24	-	-	-	-
	F	22-23	24	-	-	-	-
	F-	23	24	-	-	-	-

IF THE AVAILABILITY IS NOT AN A+, A OR A-, ADD:
1 FOR A CITY CHECK, 2 FOR A CITADEL IN A CITY

TOTAL CHECK IN TOWN: +1 TO ROLL (2 DAY REQUIRED)
TOTAL CHECK IN CITY: +2 TO ROLL (4 DAYS REQUIRED)
TOTAL CHECK IN CAPITAL: +3 TO ROLL (2 WEEKS REQUIRED)

10 UNITS OF CURRENCY WEIGH 1S (ONE TENTH OF A POUND)		VALUE OF EACH IN TERMS OF:	
SECTION NAME		GU	GL
3200.01 GEMULE	"GU"	1	ONE ONEHUNDREDTH
.02 GEMLOCK	"GU"	10	ONE TENTH
.03 GEMLINK	"GL"	100	1
.04 GEM	"GM"	1,000	10
.05 GEMCLUSTER	"GC"	10,000	100
.06 GEM STAR	"GS"	100,000	1,000

SECTION NAME	COST	ENC	AVAL
3200.01 BACKPACK	2GU	5	A
.02 BAG	1GU	2	A+
.03 CANDLE	1GU	3S	A+
.04 CLOAK	15GU	8	A-
.05 FLINT & STEEL	1GU	4S	A-
.06 GARB	3GU	3	A+
.07 KESHT GARB	7GU	5	A-
.08 LOCK & KEY	5GU	1	C+
.09 METAL CHEST	2GL	40	B
.10 POUCH	1GU	3S	A+
.11 RAGS (CLOTHING)	5GU	2	A
.12 ROPE 10 METERS	2GU	4	A-
.13 SANDALS	1GU	5S	B
.14 SPIKES AND HAMMER	5GU	10	B+
.15 THOMBO CART	8GL	140	C
.16 THOMBO SACK	8GU	15	C
.17 TORCH	3GU	4	B-
.18 WATER SKIN	1GU	1	A
.19 WOODEN CHEST	2GU	10	B

T3310 PRIMITIVE WEAPONS

SECTION NAME	COST	ENC	AVAL
3311 <u>HAND-TO-HAND:</u>			
.01 AXE	1GL	6	B+
.02 BATTLE AXE	3GL	14	B
.03 CLUB	2GD	7	A-
.04 HALBERD	3GL	15	B
.05 KNIFE	1GD	1	A+
.06 LIGHT SWORD	2GL	4	C
.07 MACE	7GD	7	B
.08 MORNING STAR	2GL	6	B-
.09 PIKE	1GL	5	B+
.10 STAFF	15GD	5	C
.11 SWORD	1GL	7	A
.12 THIKES	5GD	3	C-
.13 TWO HANDED SWORD	25GD	12	B+
.14 WAR HAMMER	1GL	15	B-
3312 <u>THROWN WEAPONS:</u>			
.01 BOLA	2GD	1	B
.03 SLING	5GU	4S	B-
.04 SPEAR	2GD	3	A
.05 THROWING AXE	4GD	3	B
.06 THROWING KNIFE	15GU	1	B+
.07 THROWING STARS (6 OF)	3GL	3	C+
3313 <u>LAUNCHED WEAPONS:</u>			
.01 BOW	2GL	2	B-
.02 HEAVY CROSS BOW	8GL	12	C
.03 LIGHT CROSS BOW	6GL	7	C+
.04 LONG BOW	3GL	4	C

T3320 ENERGY WEAPONS

SECTION NAME	COST	ENC	AVAL
3321 <u>PISTOLS</u>		1	
.01 BLADE	3GS	P5	F+
.02 BLASTER	2GS	P4	F+
.03 CAPSULE LAUNCHER-P4	5GC	P1	D+
.04 FIELD RAM	2GS	P2	D-
.05 LASER	15GC	P4	D-
.06 PARALYZER	1GS	P1	D
.07 PULSAR	3GS	P3	F
.08 SONIC DISTRUPTER	5GS	P6	F+
.09 STASER	4GS	P5	F
.10 STUNNER	13GC	P1	D-
3322 <u>RIFLES</u>		4	
.01 BLASTER	40GS	P8	F
.02 CAPSULE LAUNCHER	1GS	P7	D-
.03 FIELD RAM	25GS	P7	F+
.04 LASER	25GS	P8	F+
.05 PULSAR	40GS	P8	F-
.06 SONIC DISTRUPTER	60GS	P8	F
.07 STUNNER	20GS	P7	F+

REPLACING THE AVAILABILITY OF THESE WEAPONS IS THEIR MEDALLION REQUIREMENT. IT INDICATES THE MINIMUM MEDALLION TO BE USED TO OPERATE THE WEAPON. ALL ENERGY WEAPONS REQUIRE THE FINGERPRINTS OF A HUMAN OR A PUNDIT.

T3330&40 CAPSULES

SECTION NAME	COST	ENC	AVAL
3330 <u>AMMUNITION</u>			
.01 ARROWS	2GU	3S	A
.02 ATOMIC CELL	5GS	1S	F+
.03 BOLTS	4GU	4S	B+
.04 FUNCTION CELL	2GM	10/1S	B+
.05 POWER CELL	2GC	100/1S	D+
.06 SLAB AMMO	2GM	2S	C-
3340 <u>WEAPON ADDITIONS</u>			
.01 ATOMIC CELL ADAPTER	1GS	2S	D
.02 BOOSTER	2GS	5	F+
.03 SCOPE	1GS	5S	D+
.04 TRACER	5GC	2S	D+

T3410 CAPSULES

ALL CAPSULES ARE IN QUANTITIES OF 5 FOR AVAILABILITIES. COSTS AND ENCUMBRANCES ARE FOR 1 CAPSULE

SECTION NAME	COST	ENC	AVAL
3410.01 BARRIER	1GM	2S	C-
.02 BLINDER	1GM	2S	C
.03 COLD	15GL	2S	C
.04 FIRE	1GM	2S	C
.05 FLARE	2GL	2S	B+
.06 FOOD ODORS	1GL	2S	B
.07 KNOCK OUT	3GM	2S	D+
.08 REPELL	1GM	2S	B-
.09 SMOKE	2GL	2S	B+
.10 T.J. (THROW EXPLDS JUNR)	2GM	2S	C-
.11 TANGLER	3GM	2S	D

T3420 MEDALLIONS

SECTION NAME	COST	ENC	AVAL
<u>COMMON</u>			
3421.01 C1: RESTRICTED	1GM	2S	B
.02 C2: STANDARD	2GM		B+
.03 C3: PRIVILEGED	4GM		C+
<u>USER</u>			
3422.01 U1: SERVICE	5GM	2S	B
.02 U2: TEC LEVEL A	8GM		B-
" U3: TEC LEVEL B	16C		C
" U4: TEC LEVEL C	12GM		D-
" U5: TEC LEVEL D	14GM		F
" U6: TEC LEVEL F	16GM		C-
.03 U7: OPERATOR A	26C		C-
" U8: OPERATOR B	46C		C-
.04 U9: MASTER	16S		F
.05 U10: ULTIMATE	1206S		F-
<u>POWER</u>			
3423		2S	
.01 P1: LOW PATROL	16C		C
" P2: MEDIUM PATROL	26C		C-
" P3: HIGH PATROL	46C		D
.02 P4: SQUAD	56C		D+
.03 P5: LOW ASSAULT	66C		D-
" P6: MED ASSAULT	76C		D-
" P7: HIGH ASSAULT	26S		F+
.04 P8: HIGH SECURITY	56S		F
.05 P9: MASTER SECURITY	206S		F-
.06 P10: ULTIMATE SECURITY	2006S		F-

T3430&40 EARTH ITEMS

SECTION NAME	COST	ENC	AVAL
3430			
<u>CLASS 1</u>			
.01 BREATHER-U2	3GM	3S	C+
.02 CLIMBERS-U2	5GM	1	B-
.03 COMLINK-U1	56L	4S	B+
.04 ENERGY DETECTOR-U1	86L	4S	C-
.05 GAS MASK-U2	4GM	1	C
.06 GLIDER-U2	26C	1	C
.07 GRAVS-U2	3GM	1	C
.08 LOCATOR-C1	1GM	2S	C+
.09 POWER GRAPPLE-U3	26C	3	D-
.10 POWER STEP-U4	16C	5	D
.11 POWER TORCH-U2	16C	2	C
.12 RECEIVER	5GM	3S	C-
.13 SCREAMER-U2	5GM	1S	C+
.14 SIGHT LIGHT-C1	56L	1	B+
.15 SNAG-U1	16C	5S	C
.16 SOUND SCOPE-P1	8GM	1	B-
.17 TEC-ROPE (5M SECTION)	5GM	1	C
.18 TRACER-P4	36L	1S	C+
.19 TRANSLATOR-C2	6GM	1S	D-
.20 UTILITY POLE-U1	5GM	2	D-
.21 VERIFIER-P1	4GM	1S	C
.22 VIEWERS-P1	16C	4S	D+
3440			
<u>CLASS 2</u>			
.01 ALERT POD-P2	16C	1	F+
.02 BINDERS-P1	36C	5S	D
.03 CONTROLLER-P7	16S	1S	F
.04 CRYSTAL CONSTRUCTOR-U5	66C	3	D-
.05 DEFLECTION BANDS-P4	46C	4S	D+
.06 FORCE WALL-U7	16S	10	D
.07 FUNCTION CELL REJUV-U1	26S	1	D
.08 LIFE SCOPE-U3	56C	1	D
.09 POWE CELL REJUVINATOR-U1	26S	1	D
.10 POWER SHIELD-U7	66C	4	D-
.11 POWER STRIPPER-U8	26S	1	F
.12 THROW EXPLODES-P7	56C	2	D
.13 TRANSMITTER-P7	26C	1	F
.14 TRAVEL BAND-U7	16S	3	D

T35000 ARMOR

	HID	FUR	BON	CRP	MAL	MTL	GRN	BED	ERP	THL
SUIT	5G0	1G1	5G1	6G0	4G1	4G0	8G0	1G5	2G5	9G5
SECTION NAME	SUIT		ENC:		AVAL		SECTION NAME:	% OF SUIT:		
3510.01	HIDE	15	A	3520.01	SUIT	100%				
.02	FUR	20	A	.02	L HELMT	3%				
.03	BONE	25	B	.03	H HELMT	5%				
.04	CARP	40	B-	.04	NECK	2%				
.05	MAIL	10	B+	.05	ARM GRDS	5%				
.06	METAL	40	C-	.06	GNTLT	3%				
.07	GRUNDER	25	D-	.07	SKIRT	30%				
.08	BED	10	D-	.08	GRIEVE	5%				
.09	ERP	5	F+	.09	BOOT	5%				
.10	THAIL	15	F	.10	CHEST	60%				
3520.11	LIGHT SHIELD	5 GL	+15%	SUIT PRICE FOR ARMOR						
.12	HEAVY SHIELD	10 GL	+25%	COVERING OF SHIELD						

% OF SUIT IS USED TO DETERMINE THE COST OR WEIGHT OF ARMOR COMPONENTS BASED UPON THE COST AND WEIGHT OF A SUIT. THUS, WHILE A FUR SUIT COSTS 1 GL AND WEIGHS 20 POUNDS, A FUR CHEST PLATE WOULD COST AND WEIGH ONLY 60% OF THIS OR 60 GU AND 12 POUNDS. SHIELDS CAN BE BOUGHT WITHOUT ANY SPECIAL ARMORING, THEY WILL BE ASSUMED TO BE WOOD.

T3600 TRANSPORTATION

SECTION NAME	COST	ENC	AVAL
3610	<u>MOUNTED</u>		
.01 BOCHIGON: 1 TO 150 HPTS	1G0	2200	D+
.02 TALMARON: 1 TO 29 HPTS	3G0	250	D
.03 THOMBO: 1 TO 28 HPTS	5G1	350	B+
1 TO 59 HPTS	10G1	400	B
FINE THOMBO +5M/ROUND	10G1		C-
3620	<u>EARTH-TEC</u>		
.01 GRAVER-U7	1G5	20	F+
.02 TRAVEL POD-U1	1G5	10	F
3630	<u>SHIPS</u>		
.01 CARGO SHIPS	4G5		F-
.03 DINGY	4G1	200	C+
.04 FIGHTING SHIP	25G5		F-
.05 PUNDIT SHIP	3G5		D+
.06 RAFT	5G0	200	C-
.07 SALU CHAUSIS	20G5		D
.08 SEEDRU SHIP	1G0		D+

T3700 SHANTHIC ITEMS

SECTION NAME	COST	ENC	AVAL
3710.00	<u>SHANTHIC BLADES</u>		1/2
x1	DAM, -2 HIT, +2 CRIT	2G0	C-
x1+2	DAM, -2 HIT, +2 CRIT	4G0	D+
x1+4	DAM, -2 HIT, +2 CRIT	6G0	D+
x2	DAM, -2 HIT, +2 CRIT	1G0	D
x2+2	DAM, -2 HIT, +2 CRIT	2G0	D
x2+4	DAM, -2 HIT, +3 CRIT	3G0	D-
x3	DAM, -2 HIT, +3 CRIT	5G0	F+
x3+2	DAM, -2 HIT, +3 CRIT	6G0	F
x3+4	DAM, -2 HIT, +4 CRIT	8G0	F-
3720.00	CLE-ESHTA	NEVER FOR SALE	
3730.00	KEEPER ROD	>5G0	3 <D+
THE 1/2 IN THE ENCUMBERANCE COLUMN FOR SHANTHIC BLADES INDICATES THAT ALL SHANTHIC BLADES AND HENCE WEAPONS WEIGH ONE HALF OF NORMAL WEAPONS. SHANTHAS CREATE ONLY SWORDS AND AXES OF THEIR SPECIAL DESIGN.			

T3800 MISCALANEOUS

SECTION NAME	COST	ENC	AVAL
3810.00	<u>BARBARIAN LONG BOWS</u>		15
x1	DAMAGE, -1 TO HIT	5G0	D
x1+2	DAMAGE, -1 TO HIT	8G0	D-
x1+4	DAMAGE, -1 TO HIT	1G0	D-
x2	DAMAGE, -1 TO HIT	2G0	F+
x2+2	DAMAGE, -2 TO HIT	3G0	F+
x2+4	DAMAGE, -2 TO HIT	4G0	F+
x3	DAMAGE, -2 TO HIT	7G0	F
x3+2	DAMAGE, -2 TO HIT	8G0	F
x3+4	DAMAGE, -3 TO HIT	1G5	F-
3820.00	BOC-RODS	3G5	4 F+
3830	<u>CRYSTALS</u>		15
.01	BLACK: WALL	2G0	D+
.02	BLUE: DEFLECTOR	2G0	C-
.03	CLEAR: SUPER REGENERATION	25G0	C-
.04	GOLD FLAKE: VALUE POINTS	35G0	D-
.05	GREEN: LIMB REGENERATION	5G0	D+
.06	ORGANGE: + TO CHARS	3G0	D+
.07	RED: DAMAGE	1G0	C
.08	SILVER: SHANTHIC	2G0	F+
.09	WHITE: WARP	9G0	F+
.10	YELLOW: MUTATION	1-6G0	D

T3840 ORGANIC MATERIAL

SECTION NAME	COST	ENC	AVAIL
3841		4S	
<u>LIMITATES</u>			
.01 CRUMBLE: ACID LEVEL 25	6GM		C-
.02 DALLIN: +10 HPTS HEAL	3GM		C-
.03 DAWSOO: -10 TO DEXTERITY	5GM		D
.04 DRUC: -10 TO STRENGTH	55GL		D
.05 GLOW MOSS: GLOWS	15GL		C
.06 MATHIN: DEX AND AIM DOWN	--		--
.07 TAUTHAU: K.O. TRARCH	12GL		C-
.06 QUETH: +15 TO STAMINA	2GM		C
.07 VERTH: +10 HPTS TEMP	1GM		B+
3842		4S	
<u>POISONS</u>			
.01 AMATHAC: INSANITY	2GC		F+
.02 KEPORRIC: SLEEP	3GM		C-
.03 KOSS: DESTROYS WILL	5GC		D-
.04 QUILL: KILLS QUICKLY	1GS		F-
.05 TALNISPON: WEAPONS 1-20	2GC		D
.06 VIRN: HARNESS	5GM		C-
3843		4S	
<u>DRINKS</u>			
.01 CUTHT: BRONTH FAVORITE	3GU		B
.02 RUSPER: RARE HIGH SOCIETY	2GL		D+
.03 SCOLIAN RUSPER: BAD RUSPER	1GO		B+
.04 TAE-AH: CRUGAR BLEND	1GU		B
.05 THESPERI: RAMIANS ONLY	5GU		C+

T3850 CULTURAL OBJECTS

SECTION NAME	COST	ENC	AVAIL
3850			
.01 BLOSH: WOFFEN DON'T LIKE	1GL	4S	F+
.02 COLEEL: SALU WEALTH	5GM	1	C-
.03 SIV ESTON: TOGAR EMBLEM	--	1	--

CURRENCY

The following is a list of the commonly accepted currency in Bur-both and other realms. It's difficult to assign 20th century values to this currency. All of the following currency are found naturally on or beneath the planet's surface. The RARE high currency pieces may easily be exchanged for AS NEEDED units such as Gemules and Gemlinks.

3100.01 GEMULE (GU)

COST: 1 GU ENC: 10 GS/1S AVAIL: AS NEEDED

A Gemule, abbreviated GU, is the lowest unit of JORUNE currency. Gemules are milky white spherical crystals about one centimeter in diameter. The Gemule has a value of about an Earth dollar.

3100.02 GEMLOCK (GL)

COST: 10 GU ENC: 10 GS/1S AVAIL: AS NEEDED

A Gemlock, abbreviated GO, is a clear spherical crystal about one centimeter in diameter. Gemlocks are comparable in value to the Earth dollar.

3100.03 GEMLINK (GL)

COST: 100 GU ENC: 10 GS/1S AVAIL: AS NEEDED

A Gemlink, abbreviated GL, is the standard unit of exchange on JORUNE. Prices are often stated in Gemlinks (about a \$10 bill). Gemlinks are spherical crystals, clear except for colored streaks which run through them. They have a one centimeter diameter.

3100.04 GEM (GM)

COST: 1000 GU ENC: 10 GS/1S AVAIL: AS NEEDED

A Gem, abbreviated GM, is worth approximately one hundred American dollars. Gems are spherical crystals of one centimeter diameter. They are clear except for a bright colored spot in their centers.

3100.05 GEMCLUSTER (GC)

COST: 10000 GU ENC: 10 GS/1S AVAIL: RARE

A Gemcluster, abbreviated GC, has a value of approximately 1000 American dollars. They are spherical crystals with clusters of color arranged symmetrically throughout their interior. Gemclusters are one centimeter in diameter.

3100.06 GEMSTAR (GS)

COST: 100000 GU ENC: 10 GS/1S AVAIL: RARE

A Gemstar, abbreviated GS, is the highest of the JORUNE currencies. Gemstars are equivalent to about 10000 American Dollars. Beautifully engineered by nature, these spherical crystals are decorated by a multi-colored star-burst at their centers.

3100 BASIC ITEMS

The following items are inexpensive and handy.

3200.01 BACKPACK

COST: 2 GU ENC: 5 AVAIL: A

A backpack can hold up to one third of a creature's weight. Be sure to multiply the cost of backpacks by the buyer's Armor Cost Multiplier.

3200.02 BAG

COST: 1 GU ENC: 2 AVAIL: A+

Bags vary in size, but on the average they can carry about 200 pounds of goods; like a duffel-bag.

3200.03 CANDLE

COST: 1 GU ENC: 3S AVAIL: A+

A candle will provide one hour of dim light. Players must have a flint and steel to light a candle.

3200.04 CLOAK
COST: 15 GU ENC: 8 AVAIL: A-

A variety of pockets and hidden compartments are located on the inside of a cloak. Multiply the cost of the cloak by its wearer's Armor Cost Multiplier.

3200.04 GARB
COST: 1GO ENC: 3 AVAIL: A+

A garb is just a loose piece of cloth clothing commonly worn by creatures in an area. If a character wants to blend in with locals, purchases of common garb are often wise. Players start the game wearing a simple garb.

3200.06 FLINT & STEEL
COST: 1 GO ENC: 4S AVAIL: A-

Flint and steel are necessary to start a fire unless the character has some other special skill or ability. The flint is struck by steel, producing sparks.

3200.07 KESHT GARB
COST: 7 GL ENC: 5 AVAIL: A-

A Kesht garb may be purchased by anyone, but it's rare for non-citizens to wear such clothing. The garb is made of thin cloth which is warm and durable. The color of the garb indicates the region of construction. The Ardoth territory (where players start) uses a pale red fabric dye. Multiply the cost of a Kesht garb by the creature's Armor Cost Multiplier.

3200.08 LOCK & KEY
COST: 5 GO ENC: 1 AVAIL: C+

The lock described here is a simple pad-lock. It can be easily picked by anyone with the appropriate skill. The lock itself can withstand 40 points of damage before breaking. Treat the armor class of the lock as metal.

3200.09 METAL CHEST
COST: 2 GL ENC: 40 AVAIL: B

The average metal chest is about 3x2x2 feet in size. It can hold any object that the players might encounter. Chests can be secured with locks. A metal chest can withstand 100 points of damage before breaking open. Treat the armor class of the chest as metal.

3200.10 POUCH
COST: 1GU ENC: 3S AVAIL: A+

A pouch holds little trinkets and currency. About 5 fists worth of material can be held in a pouch. Pouches are usually made of leather.

3200.11 RAGS
COST: 5 GU ENC: 2 AVAIL: A

Rags are a very simple form of clothing worn by the vast majority of all intelligent city creatures. This form of clothing is not necessarily ripped or shredded, just not designed with fashion in mind.

3200.12 ROPE (10 METER)
COST: 2GO ENC: 4 AVAIL: A-

A single purchase of rope is 10 meters long and can support 400 pounds worth of load. Greater support will break the rope over a short period of time.

3200.13 SANDALS
COST: 1 GU ENC: 5S AVAIL: B

Sandals are an inexpensive form of foot protection.

3200.14 SPIKES & HAMMER
COST: 5 GO ENC: 10 AVAIL: B+

With spikes and hammer, players can set traps, wedge doors shut and climb mountains. Creative players will always find these tools useful.

3200.15 THOMBO CART
COST: 8 GL ENC: 140 AVAIL: C

With a thombo cart, up to 800 pounds of materials may be dragged along. Thombo travel will be slowed to one third of normal speed with the use of such a device.

3200.16 THOMBO SACK
COST: 8 GO ENC: 15 AVAIL: C

A thombo sack can carry up to 300 pounds of materials. Many thombos are incapable of supporting such a load however. The referee must decide the maximum thombo loads allowable.

3200.17 TORCH
COST: 3 GU ENC: 4 AVAIL: B-

Torches provide illumination for 1 hour. Torches can be altered to give off a dimmer flame for up to 3 hours. Lighting a torch requires the use of flint and steel.

3200.18 WATER SKIN
COST: 1 GU ENC: 1 AVAIL: A

Water skins are made from the water-tight organs of common creatures. About 2 gallons of any non-acidic liquid can be stored safely in a water skin.

3200.19 WOODEN CHEST

COST: 2 GO ENC: 10 AVAIL: B

A wooden chest can hold 500 pounds of material and measures 3x2x2 feet. Wooden chests can accept locks. They can sustain 40 points of damage before breaking open.

3311 H-T-H PRIMITIVE WEAPONS

All of the following are hand-to-hand combat weapons.

3311.01 AXE

COST: 1 GL ENC: 6 AVAIL: B+

The Cajal version of an axe is almost a meter long. At its extension is a heavy metal wedge, cut to a fine edge.

3311.02 BATTLE AXE

COST: 3 GL ENC: 14 AVAIL: B

A battle axe requires two hands to swing and has a double edged axe blade.

3311.03 CLUB

COST: 2 GO ENC: 7 AVAIL: A-

Clubs are simply thick sticks about 1 meter long. They inflict heavy bulk damage but are slow and imprecise.

3311.04 HALBERD

COST: 3 GL ENC: 15 AVAIL: B

A halberd is a pole weapon 3 meters in length. It carries an axe head at its end along with a spear tip. Thus, the halberd can be used to swing with as well as jab and lunge.

3311.05 KNIFE

COST: 1 GO ENC: 1 AVAIL: A+

Knives are the simplest of the hand-to-hand weapons. They are a little shorter than 1 foot long (one third of a meter) and can be thrown, although special throwing knives are crafted for this purpose.

3311.06 LIGHT SWORD

COST: 2 GL ENC: 4 AVAIL: C

A light sword weighs much less than the common sword and is thus easier to swing. The damage it does is proportionately lessened. The light sword is the preferred weapon of those who are trained in the art of ancient battle (see section 3.4110).

3311.07 MACE

COST: 7 GO ENC: 7 AVAIL: B

Maces are made of wooden sticks about a half meter long. Metal spikes attached to the heavy metal end allow the mace to inflict both point and bulk damages.

3311.08 MORNING STAR

COST: 2 GL ENC: 6 AVAIL: B-

A morning star is a swift, powerful weapon composed of a 1 foot stick connected to a 2 foot chain which holds a 6 inch diameter ball with spikes. The damage they inflict is both bulk and point and although they are poor blocking weapons, they are also hard to block.

3311.09 PIKE

COST: 1 GL ENC: 5 AVAIL: B+

Pikes are 3 meter long pole weapons with sharp points at their ends. Although unusable as swung weapons, they are capable of inflicting substantial point damage.

3311.10 STAFF

COST: 15 GO ENC: 5 AVAIL: C

A staff is a one meter long wooden stick carefully carved for balance. The wood used in staves is selected for its great strength and flexibility. Staves are excellent blocking weapons and can be swung twice per round by characters with ancient battle skills (see section 3.4110).

3311.11 SWORD

COST: 1 GL ENC: 7 AVAIL: A

The sword is the basic hand-to-hand combat weapon. All other weapons are compared as a reference of damage and ease of use. Swords are the most versatile of the hand weapons available. Because swords are one handed, another weapon or shield may also be carried.

3311.12 THIKES

COST: 5 GO ENC: 3 AVAIL: C-

Thikes are an ugly form of hand-to-hand weaponry. Fitting over the hands and projecting hard metal spikes, they do the same damage as swords. Thikes are used in a swift punching motion, like jabs. Blood-thirsty characters who are looking for a lot of messy hand-to-hand combat choose thikes as their primary weapon.

3311.13 TWO HANDED SWORD

COST: 25 GO ENC: 12 AVAIL: B+

Two handed swords are the favorite weapon of many barbarians and larger creatures. Although the use of both hands does preclude the possibility of carrying a shield, the extra damage done by this weapon over a one handed sword is significant. Although the two handed sword is heavier, it is almost as graceful; the use of both hands to guide the sword almost makes up for its extra weight.

3311.14 WAR HAMMER

COST: 1 GL ENC: 15 AVAIL: B-

War hammers are two foot long pieces of wood with large, heavy wood and metal blocks at their ends. These weapons inflict more bulk damage than any other primitive weapon.

3311 THROWN WEAPONS

3312.01 BOLA
COST: 2 GO ENC: 1 AVAIL: B

A bola consists of a one foot rope attached to three one foot ropes with hard metal balls at their ends. The bola is thrown, entangling the legs or arms of a defender. Although not a particularly dangerous weapons, a bola strike to the head or neck can be fatal. (see Ramian in the INTELLIGENT CREATURES section, 1100).

3312.02 SLING
COST: 5 GU ENC: 4S AVAIL: B-

A sling is a string with a small leather pocket attached to it. Slings require ammunition; any small objects, including capsules and rocks, will do.

3312.03 SPEAR
COST: 2 GO ENC: 3 AVAIL: A

Spears are 2 meter long wooden poles with hard metal points at their front end. Spears can be used as hand-to-hand weapons if desired, but they are best used to jab or lunge.

3312.04 THROWING-AXE
COST: 4 GO ENC: 3 AVAIL: B

A throwing-axe is the same as a common hatchet. The handle of the hand-axe is about 9 inches long and ends with an axe head.

3312.06 THROWING KNIFE
COST: 15 GU ENC: 1 AVAIL: B+

A throwing knife is identical to its non throwing cousin except that it is balanced for throwing.

3312.07 THROWING STARS (6 OF)
COST: 3 GL ENC: 3 AVAIL: C+

Throwing stars are small pointy edged disks which are thrown from the palm. In skilled hands, throwing stars are as lethal as arrows.

3313 LAUNCHED WEAPONS

The following are range weapons which launch projectiles.

3313.01 BOW
COST: 2 GL ENC: 2 AVAIL: B-

The bow is the staple of many fighters and mercenaries. Bows provide an excellent method of protection at range. Simple bows have tremendous range; they are capable of launching an arrow well over 200 meters. However, targeted shots may not be made for distances exceeding 120 meters except in the case of the most talented targeteers.

3313.02 HEAVY CROSS BOW

COST: 8 GL ENC: 12 AVAIL: C

Although slow, heavy cross bows are accurate and deadly. They require several seconds to reload; a foot must be placed into the holding socket while the hand cranks prepare the bow string for the next bolt.

3313.03 LIGHT CROSS BOW

COST: 8 GL ENC: 12 AVAIL: C

Similar to the heavy cross bow, this variation is loaded by pulling the bow string manually to its taut position by keeping one foot in a holding socket.

3313.04 LONG BOW

COST: 3 GL ENC: 4 AVAIL: C

The long bow is a highly accurate, powerful weapon. In the hands of an expert, a long bow can pierce metal. Long bows can fire arrow after arrow quickly and quietly.

3320 ENERGY WEAPONS

When energy weapons were fabricated on Earth in the pre-colony days, each was equipped with a fingerprint scanner and transmitter. With each weapon tied to a main computer, fingerprints of users could be instantly analyzed, preventing criminals and lay-people from having access to such powerful technology. The same strategy was employed by the Logus Colonies. After the Shanthic assault, all computer print-verifiers were immediately irrevocably lost. Save for a finger print verification, weapon use is unchecked. On **JORUNE**, only fingerprints of living Humans and Pundit can pass this print scan and activate energy weapons. Many non-weapon Earth devices operate on the same identification principle.

In addition to the fingerprint condition explained above, many of the Earth items on **JORUNE** also require the use of a medallion to activate them (see section 3321). Each of the following energy weapons require this device. The type of medallion needed is listed next in the SPEC (special) listing for each weapon. Medallion requirements for Earth items are listed on the summary tables in the items section.

Replacing the energy cells on energy weapons takes two rounds after a fresh cell is in the hand of the user.

3321 PISTOL ENERGY WEAPONS

3321.01 BLADE

COST: 3 GS ENC: 1 AVAIL: F+ SPEC: P5

The blade is a large assault weapon. Its field of fire is adjustable to 30, 60 or 90 degrees. Whatever the blade is set for, it will fire a laser beam over the entire angle of its setting. Although the damage of the blade decreases with angle, it is still possible to hold off many small creatures attacking from many directions with this weapon. The firing of the blade is in a straight line over its angle setting, pitched at the angle desired by the user. Thus, on a hillside, the weapon would be held at an angle to attack creatures traveling at a slope. All creatures and objects in the path of the blade will suffer its full damage. The blade automatically remains parallel to the hand of its user if so desired (there is a switch for parallel/non-parallel operation). In the first mode, the weapon is -16 to hit (this assumes that the weapon is placed at the altitude of the defender). In the second mode, the blade is -8 to hit. The second mode would be used to hit the head of a creature taller than the user of the blade weapon, where it is not possible to place the weapon at the same height as that of the target.

3321.02 BLASTER

COST: 2 GS ENC: 1 AVAIL: F+ SPEC: P4

The blaster is the most often used of the energy weapons. Although it requires slab ammo every 100 shots, it is very energy efficient and highly accurate. Blasters turn a tiny piece of their metal slab ammunition to plasma and project it through a mass driver at ultra-high velocities. The pistol version of this weapon is purposefully limited to only a tiny fraction of its capabilities. The rifle form of the blaster unleashes more of this potential. When it is time for the slab ammo to be replaced, the weapon must be allowed to cool for 1 hour before the plasma chamber can be opened.

3321.03 CAPSULE LAUNCHER

COST: 5 GC ENC: 1 AVAIL: D- SPEC: P1

This simple Earth weapon can hold up to ten capsules at a time. Capsule launchers require only a function cell for operation and can project up to 100 capsules for each cell. The damage they do depends upon the type of capsule used.

3321.04 FIELD RAM

COST: 2 GS ENC: 1 AVAIL: D- SPEC: P2

The field ram is a low power energy weapon. A fist sized force field which inflicts bulk damage to its target. This weapon is perfect for knocking a creature off of a thombo or slamming someone into a wall. Field rams are capable of supporting boosters (described in section 3340.01).

3321.05 LASER

COST: 15 GC ENC: 1 AVAIL: D- SPEC: P4

The laser is a device which operates on the principle of Light Amplification by the Stimulated Emission of Radiation. Lasers create pulses of light so intense that they will vaporize almost any object. Although the beam exists only for a fraction of a second, it leaves a bright white trail of light behind it. Lasers are capable of supporting boosters (described in section 3340.01).

3321.06 PARALYZER

COST: 1 GS ENC: 1 AVAIL: D SPEC: P1

Paralyzers fire a beam which neutralizes all of the voluntary nerve signals leaving the brain. Breathing and heartbeat (involuntary) are unaffected. The duration of the paralysis is equal to the damage points of the weapon minus the defender's Constitution rounds. Paralyzers are capable of supporting boosters (described in section 3340.01).

3321.07 PULSAR

COST: 3 GS ENC: 1 AVAIL: F SPEC: P3

A pulsar is capable of firing up to 10 shots of high energy plasma per round. Other than a power cell, pulsars use any solid which fits into its small, half-spherical fuel compartment (dirt works just fine). The projectile is heated to plasma temperatures and projected out of the weapon at high velocities. Although the damage done by each shot of the pulsar is not great, its versatility more than makes up for this minor defect.

3321.08 SONIC DISTRUPTOR

COST: 5 GS ENC: 1 AVAIL: F+ SPEC: P6

The sonic distructor is the most powerful of the pistol energy weapons. Its wide beam does devastating damage over a fist sized area. The high density, directional beam of sonic vibrations rips apart molecular structures rapidly, resulting in a shredded defender. Sonic distructors are capable of supporting boosters (described in section 3340.01).

3321.09 STASER

COST: 4 GS ENC: 7S AVAIL: F SPEC: P5

The staser is a wrist form weapon, not a pistol. Stasers attach to the wrist and hand of their users. The capabilities of this weapon include a normal power laser and stunner. This device was originally constructed for high-danger security missions. Its flexibility and small size make it ideal for Humans on the go.

3321.10 STUNNER

COST: 13 GC ENC: 1 AVAIL: D- SPEC: P1

Stunners fire an energy beam which knocks creatures unconscious. The damage done is against a creature's Stamina; a zero stamina indicates unconsciousness.

3321 RIFLE ENERGY WEAPONS

The rifle energy weapons are identical in principle to their pistol counterparts except for differences in range, damage, and power requirements.

3322.01 BLASTER

COST: 30 GS ENC: 4 AVAIL: F SPEC: P8

The blaster pistol is a restrained weapon; its full capabilities were stifled for reasons of cost and security. The blaster rifle makes up for these deficiencies, increasing the power of the blaster rifle to over 10 times that of its pistol equivalent. Its increased range and incredible destructive power require extra slab ammo. Blaster rifles have chambers to hold a maximum of 10 metal slabs. Each slab ammo is good for 20 shots of the blaster rifle.

3322.02 CAPSULE LAUNCHER

COST: 1 GS ENC: 4 AVAIL: D- SPEC: P7

Capsule launcher rifles can hold 100 capsules, firing them at a rate of 20 per round (10 a second). There is a mild recoil felt when firing this device.

3322.03 FIELD RAM

COST: 25 GS ENC: 4 AVAIL: F+ SPEC: P7

The field ram rifle is hardly the low power toy of its pistol relative. No armor can protect against the brute force this weapons projection. This weapon can be increased in strength by means of a booster (see section 3340.01).

3322.04 LASER

COST: 25 GS ENC: 4 AVAIL: F+ SPEC: P8

Laser rifles are capable of supporting a booster (see section 3340.01).

3322.05 PULSAR

COST: 40 GS ENC: 4 AVAIL: F- SPEC: P8

The pulsar rifle is a true upgrade from the pistol form. This rifle can fire 30 shots per round using very little energy. This weapon can be increased in power by the use of a booster (see section 3340.01).

3322.06 SONIC DISTRUPTER

COST: 60 GS ENC: 4 AVAIL: F SPEC: P8

Although more powerful, the sonic distrupter rifle gains little in its expanded, booster form.

3322.07 STUNNER

COST: 20 GS ENC: 4 AVAIL: F+ SPEC: P7

Stunner rifles can benefit from the use of a booster (see section 3340.01).

3330 AMMUNITION

3330.01 ARROWS

COST: 2 GU ENC: 3S AVAIL: A

Arrows are launched from bows and long bows. They consist of a less than one meter pole (usually made of wood) with a hard metal tip.

3330.02 ATOMIC CELL

COST: 5 GS ENC: 1S AVAIL: F+

These advanced power sources of 23rd century Earth derive their energy from advanced atomic reactions. Energy is slowly liberated in an electrical form. Although atomic cells provide energy at a lower rate than power cells, they can sustain this rate indefinitely. As of 4500 P.C., 92% of all remaining atomic cells are still functioning at near peak efficiency. Atomic cells are shaped like small cylinders. One end has an "H" shaped protrusion (used for picking up the cell), the other end is slightly cone-shaped. These cells may not be used without an atomic cell adapter, described in 3340.01.

3330.03 BOLTS

COST: 4 GU ENC: 4S AVAIL: B+

Cross bow bolts are about a foot long and are usually metal.

3330.04 FUNCTION CELL

COST: 2 GM ENC: 10 PER 1S AVAIL: B+

Function cells are used in low power Earth items. They are implemented into almost all of the assistance oriented devices. These cells are flat, circular disks of metal.

3330.05 POWER CELLS

COST: 2 GC ENC: 100 PER 1S AVAIL: D+

Power cells are high power energy sources created by Earth technology. Almost anywhere this cell is used, it can be replaced by an atomic cell with an adapter. Power cells are shaped like curved triangular wedges, a flat piece of pie with some curvature. When a device has used up a power cell, it floats it to the top of the weapon where it is held rigidly. The shape of the cell makes it easy to remove with a simple pull of a finger.

3330.06 SLAB AMMO

COST: 2 GM ENC: 2S AVAIL: C-

Slab ammo is the ammunition used by blaster pistols and rifles. It is simply a small cylindrical slab of metal which is turned to plasma and ejected from the barrel of the weapon. Any metal can be used.

3340 WEAPON ADDITIONS

3340.01 ATOMIC CELL & ADAPTER

COST: 1 GS ENC: 2S AVAIL: D

This device is required wherever an atomic cell is being used in place of a power cell. Its shape is roughly rectangular, but with an extendable power cell shaped protrusion at the bottom.

3340.02 BOOSTER

COST: 2 GS ENC: 5S AVAIL: F+

A booster is a small device which fits at the end of certain energy weapons. This device triples the damage that the weapon imparts. Boosters require an atomic cell for operation. Boosters can be attached to either the pistol or rifle version (if it exists) of the following weapons: blasters, field rams, lasers, paralyzers, pulsars, sonic disrupters and stunners.

3340.03 SCOPE

COST: 1 GS ENC: 5S AVAIL: D+

Scopes are easily attached to any energy weapons except stasers (see 3321.09). Scopes greatly increase the chance that an energy weapon will hit its mark. Section 2.54NN (ranged combat) relates the time spent aiming with a scope to the chances of hitting a target. Scopes are infra-red to display heat outlines, even in darkness.

3340.04 TRACER

COST: 5 GC ENC: 2S AVAIL: D+

A tracer is a tiny device which fits onto a scope and fires a harmless infra-red beam of light at the target. By actually seeing the target location lit up with the beam, it is easier to hit a target. Section 2.54NN deals with this topic in more detail.

3410 CAPSULES

Capsules are small (1 cm diameter) spherical chemical packages. Originally they were convenient forms of energy storage, but after the destruction of Earth and the Shanthic attacks, Logus Colony leaders created them. Capsules could be thrown or launched with capsule launchers. They were light-weight and easy to transport. Above all, they are easy to create in quantity (a very important consideration for the early colony members).

3410.01 BARRIER

COST: 1 GM ENC: 2S AVAIL: C-

Barrier capsules expand to a 5 meter radius, flat crystalline lattice coated with a highly corrosive acid. Although the construction is very light weight, it is also quite strong. The strength of the acid is 15. None but the largest creatures can cross it without risking death. Roll to see if damage done to the defender's feet fells the player (see section 2.55NN for details). The lattice will last for one day. The time required for the complete lattice to form is 10 rounds.

3410.02 BLINDER

COST: 1 GM ENC: 2S AVAIL: C

This capsule produces a cloud of clear, odorless gas which will temporarily blind any air-breathing creature which inhales its fumes. The effects last for one hour. Other than blindness, the capsule produces no other effect.

3410.03 COLD

COST: 15 GL ENC: 2S AVAIL: C

Cold capsules create a highly endothermic reaction between two chemicals which will create an intense cold wherever the capsule breaks. The damage inflicted from this is 15 points of cold damage.

3410.04 FIRE

COST: 1 GM ENC: 2S AVAIL: C

Fire capsules break open to release a low temperature flammable substance which explodes in a flash of heat. The damage inflicted by the capsule is 10 points of heat damage.

3410.05 FLARE

COST: 2 GL ENC: 2S AVAIL: B+

Flares give off a bright white light when broken. The light lasts for about 2 hours.

3410.06 FOOD ODORS

COST: 1 GL ENC: 2S AVAIL: B

This capsule emits a gas which mimics a food smell, attracting non-intelligent life. Although it is unpleasant for Humans, creatures recognize the smell as that of something tasty and chewy. Although it rarely attracts animals from afar, there is a good chance that a creature is encountered will be distracted enough by the odor to give the players a chance for escape or sneak attack. Determine the interest of a creature by a 2D6 roll; the higher the roll, the greater the interest. Subtract a few points from the roll when dealing with large creatures.

3410.07 KNOCK OUT

COST: 3 GM ENC: 2S AVAIL: D+

This capsule creates a large cloud of clear, odorless gas which will temporarily incapacitate air-breathing creatures. For each round that the gas is inhaled, a creature will lose 15 Stamina points. It is possible for characters to hold their breath for a little while. Once a creature takes one breath of the gas, it is impossible for that creature to hold its breath as the gas sets off a coughing reaction until unconsciousness sets in. The duration of induced sleep is determined by the unconsciousness table located in section 2.52NN.NN).

3410.08 REPEL

COST: 1 GM

ENC: 2S

AVAIL: B-

Repel capsules give off a horrible stench that often drives off of driving off non-intelligent creatures. If a party was being attacked by some horrible beast and a repel capsule was thrown between the party and the oncoming creature, there is a good chance that the creature will back off. Like the food odors capsule, a 2D6 is rolled to determine how strongly the creature reacts to the smell. The higher the roll, the greater the chance that the creature retreats. Subtract a few points when dealing with large creatures.

3410.09 SMOKE

COST: 2 GL

ENC: 2S

AVAIL: B-

These capsules emit a large, thick cloud of black smoke which obscures light, creating an excellent smoke screen. The smoke is harmless if inhaled, but is thick and will linger for about an hour unless a heavy breeze blows it away. The cloud will expand to about 10x10x3 meters in size in about 4 rounds.

3410.10 T.J.

COST: 1 GM

ENC: 2S

AVAIL: C-

T.J.s, or "Throw Explodes Juniors" are capsule sized high explosives which inflict 20 points of sonic damage to all creatures within a 1 meter radius of the capsules explosion. The loud sound that accompanies the blast can be heard from a great distance.

3410.11 TANGLER

COST: 3 GM

ENC: 2S

AVAIL: D

These capsules explode into a bundle of plastic strands which spray out about a meter in all directions and then contract tightly. Creatures will suffer 3 points of bulk damage per round until the strands are cut by an edged weapon or pulled off by a strength greater than 25.

3420 MEDALLIONS

The Logus Colony used medallions as identification devices. Worn around the neck, medallions contain tiny molecular components which hold information about an individual. Earth built doorways and passageways can detect the presence of a medallion, automatically opening only if the individual has a high enough clearance. Most of the Earth items require medallion clearance to operate. All energy weapons require some sort of medallion to function and, although Humans and Pundit are the only races whose fingerprints permit them the use of energy weapons, even they need special medallions to turn the weapons on. Originally, medallions were "selected" to an individual. A medallion set for one person would not function in the hands of another. To indicate its possessed state, medallions glow a deep yellow. It was found, quite by accident, that a small puncture near the center of the medallion would override the selector sensor; the core of the medallion continues to hold the possessed information, and continue to glow, but become functional for anyone who tries to use them. Most medallions have been altered in this way. (The thousands of years of low power energy bombardment has weakened the surface of the micro code." Medallions are passive devices, they require no power source and they retain their their information forever.

There are three classes of medallions: common, user and power. Members of the colony were each issued common medallions, technicians and operators were given user medallions and security personell were issued security medallions. Security medallions have limited capability as user and common medallions. User medallions have capabilities as common medallions. The details of these overlap. Note however, that a medallion of a given number rating can operate any device of lower rating in the same medallion class.

Members of Burdothian society becoming Drenn are expected to provide the medallion which will be "selected" to them. One "Selenda," capable of selection, is held in Burdoth's capital; this device implants medallions with information about their *selected* user. The "selecting" process takes only a few seconds, but the ritual associated with it takes several hours. The most prestigious Drenn are sure to possess *unaltered* medallions which have not been "mutilated" by uncivilized hands. When Drenn or Kesht wish to upgrade to a new medallion, they can sell their old one, as they only glow when worn by their selected users.

3421 COMMON MEDALLIONS

3421.01 COMMON 1 (RESTRICTED)

COST: 1 GM

ENC: 2S

AVAIL: B

Only colony criminals and small children were issued this medallion. Its privileges are quite minimal. Restricted medallions can operate only the most necessary devices, such as lights.

3421.02 COMMON 2 (STANDARD)

COST: 2 GM

ENC: 2S

AVAIL: B+

This is the standard medallion worn by most of the colony members. This medallion will operate a few Earth items and opens doors in non-restricted Earth installations.

3421.03 COMMON 3 (PRIVILEGED)

COST: 4 GM

ENC: 2S

AVAIL: C+

This medallion was issued to colonists who ranked as administrators or supervisors. Areas of colony confidentiality require privileged medallions for entry.

3422 USER MEDALLIONS

3422.01 USER 1 (SERVICE)

COST: 5 GM

ENC: 2S

AVAIL: B

Small, task oriented Earth items require the use of a USER 1 medallion or higher to operate. Two of these devices are comlinks and tumblers.

3422.02 USER 2-6 (TEC LEVEL A-F)

COST: LISTED ENC: 2S AVAIL: LISTED

The tec level medallions are used by builders and various construction personnel.

3422.03 USER 7-8 (SERVICE)

COST: LISTED ENC: 2S AVAIL: LISTED

The operator medallions are used to activate devices shields and travel equipment.

3422.04 USER 9 (MASTER)

COST: 1 GS ENC: 2S AVAIL: F

These medallions are used to operate anything that lower medallions can, but they are also capable of operating power medallions 1 through 4.

3422.05 USER 10 (ULTIMATE)

COST: 120 GS ENC: 2S AVAIL: F-

This medallion can operate any device short of starcraft weaponry. All portable energy weapons (assuming a Human or Pundit grip), all vehicles, all doors, and all items are accessible. These medallions are extremely rare; there are perhaps 300 of them on the entire planet.

3423 POWER MEDALLIONS

3423.01 POWER 1-3 (L,M,H PATROL)

COST: LISTED ENC: 2S AVAIL: LISTED

These medallions are used for patrol maneuvers. Low power energy weapons can be activated, as can USER 1 through USER 4 devices.

3423.02 POWER 4 (SQUAD)

COST: 5 GC ENC: 2S AVAIL: D+

These medallions allow activation of some of the more destructive energy weapons.

3423.03 POWER 5-7 (L,M,H ASSUALT)

COST: LISTED ENC: 2S AVAIL: LISTED

These medallions activate even more powerful energy weapons and can activate objects requiring up to USER 7 status.

3423.04 POWER 8 (HIGH SECURITY)

COST: 5 GS ENC: 2S AVAIL: F

High security medallions are required to operate the rifle versions of most energy weapons.

3423.05 POWER 9 (MASTER SECURITY)

COST: LISTED ENC: 2S AVAIL: LISTED

A master security power medallion operates any object that a USER 9 can. Such medallions were used to activate the weaponry used on small starcraft vessels.

3423.06 POWER 10 (ULTIMATE SECURITY)

COST: LISTED ENC: 2S AVAIL: LISTED

This medallion will operate any device, including the main weapons of the Logus colony ships. Only 100 of these medallions were ever produced.

3430 CLASS 1 EARTH ITEMS

Class 1 Earth items are small, highly functional devices used to fulfill a support function. Listings of "minimal drain" for power consumption indicates that energy cells loose very little over time. Cells for such devices can still operate after thousands of years of neglect.

3430.01 BREATHER

COST: 3 GM ENC: 3S AVAIL: C+ SPEC: U2

A breather is a device enabling air breathing creatures to exist underwater for up to 6 hours. Powered by a function cell, the breather is placed into the mouth of the diver, where it extracts oxygen from the surrounding water. Creatures of more than 60 hit points must use more than one breather at a time to supply them with the oxygen they need.

3430.02 CLIMBERS

COST: 5 GM ENC: 1 AVAIL: B- SPEC: U2

Climbers allow creatures to scale walls, trees, sheer cliffs, in short, anything other than a fluid surface. Powered by a function cell, climbers can be used for 10 minutes of climbing at a time. In addition to holding the user to the scaled surface, climbers also provide a slight anti-gravity which reduces the fatigue involved with climbing.

3430.03 COMLINK

COST: 5 GL ENC: 4S AVAIL: B+ SPEC: U1

Comlinks are 23rd century walkie-talkies. In spite of their tiny size their range is great enough to transmit to any location on JORUNE. They can be tuned to any of over a million channels.

3430.04 ENERGY DETECTOR

COST: 8 GL ENC: 4S AVAIL: A SPEC: U1

This device will locate energy sources, displaying their distance and relative magnitude (size). Warps, fires, crystals and atomic cells can all be found by means of this device. Energy detectors are powered by a function cell (minimal drain).

3430.05 GAS MASK

COST: 4 GM ENC: 1 AVAIL: C SPEC: U2

This mask device filters out any impurities in the air surrounding the user. Gas masks are powered by a function cell for a few months, but they are too uncomfortable to be worn continuously. One hour on, one hour off is the best it can offer. This device is perfect for protecting its user from gases given off by capsules. Gas masks can provide filtered air for creatures up to 200 hit points.

3430.06 GLIDER

COST: 2 GC ENC: 1 AVAIL: C SPEC: U2

This device provides a partial anti-gravity such that its user can jump across pits, leap from tree to tree, and generally glide about from place to place.

3430.07 GRAVS

COST: 3 GM ENC: 1 AVAIL: C SPEC: U2

A grav, short for anti-gravity, is a device used for lifting or carrying heavy objects. By neutralizing the force of gravity with its power cell, gravs can lift weights up to 1000 pounds for periods up to 1 minute, lighter weights for a longer time.

3430.08 LOCATOR

COST: 1 GM ENC: 2S AVAIL: C- SPEC: C1

This device is used to find a location once traveled to. The locator remembers the path taken by its user and, by means of some vector arithmetic, can deduce the overall direction and distance to destination. Thus, if player holding an activated locator walked 40 kilometers out of town, the exact path taken out of town could be retraced. In addition, the exact direction and distance to the town would also be displayed. This device is powered by a function cell (minimal drain). Up to 100 locations can be stored in a single locator.

3430.09 POWER GRAPPLE

COST: 2 GC ENC: 3 AVAIL: D- SPEC: U3

The power grapple is a device which allows characters to scale cliffs, pull themselves out of pits and raise themselves off of the ground. The device projects a force beam which must hit a hard, stable target to be useful. By using the controls on both sides, the user can cause the beam to expand to 30 meters (its maximum length), or contract to its minimum size of 1 meter. As the device includes a partial gravity neutralizer, up to 500 pounds may be lifted up with the user. Power grapples require a power cell for 10 minutes of operation.

3430.10 POWER STEP

COST: 1 GC ENC: 5 AVAIL: D SPEC: U4

This device is a small platform which raises and lowers its user up to 10 meters. Control is established by means of a single dial. The power step is supplied with energy by means of a power cell which can sustain its operation for 10 minutes. Weights up to 400 pounds may be lifted with this device.

3430.11 POWER TORCH

COST: 1 GC ENC: 2 AVAIL: C SPEC: U2

This device is a portable laser torch. It can be used to weld or cut metal. This device is powered by a power cell for 1 hour of use.

3430.12 RECEIVER

COST: 5 GM ENC: 3S AVAIL: C- SPEC: NONE

A receiver is used to pick up the transmitted signals of a tracer (see section 3430.18). A small display indicates the distance and direction to the transmission source. Receivers require a function cell for operation (minimal drain).

3430.13 SCREAMER

COST: 5 GM ENC: 1S AVAIL: C+ SPEC: U2

A screamer tickles the hand of its user whenever hostile creatures are within 20 meters. Screamers are powered by a function cell (minimal drain).

3430.14 SIGHT LIGHTS

COST: 5 GL ENC: 1 AVAIL: B+ SPEC: C1

Sight lights are hand held lanterns which produce the same light as a large campfire (adjustably so). They require a function cell to operate and will work for 1000 hours between cells. The light given off can be focused into a cone of light if desired.

3430.15 SNAG

COST: 1 GC ENC: 5S AVAIL: C SPEC: U1

A power grapple is a small, grip sized device which exerts a strong pull on any object in the path of its beam. The Strength of the pull is adjustable from 0 to 1 point (enough to grab any object up to 10 pounds). Heavy creatures will obviously be unaffected by this device although objects in the hands of a creature can be grabbed away if the power grapple user can roll an Advantage 10 higher than his or her opponent (Advantage rolls are described in section 2.5110.NN). This device is operated by a function cell for 5 ten second usages.

3430.16 SOUND SCOPE

COST: 8 GM ENC: 1 AVAIL: B- SPEC: P1

This device is nothing but a small amplifier which can pick up the sound of a footstep at a distance of over a 100 meters. The sound scope can be set to ignore all background sounds if so desired. It requires one function cell to operate (minimum drain).

3430.17 TEC-ROPE(5M SECTION)

COST: 5 GM ENC: 1 AVAIL: C SPEC: NONE

Tec-rope is a development of the 23rd century which serves the same purpose of rope, but with a much greater versatility. The ends of a piece of tec-rope can be easily and securely fastened together; it coils up with a simple twist of dial and it requires no power source. Note that each 5 meter piece of tec-rope can be split into 1/2 meter sections, each of which retains the original properties. Tec-rope can support weights up to 30,000 pounds.

3430.18 TRACER

COST: 3 GL ENC: 1S AVAIL: C+ SPEC: P4

A tracer is a tiny transmitter powered by and about the same size as a power cell. It directs a receiver (see description of a receiver in section 3430.12) to it by means of radio transmissions. Tracers drain very little from their power cells and thus continue to transmit for thousands of years if not turned off.

3430.19 TRANSLATOR

COST: 6 GM ENC: 1S AVAIL: D- SPEC: C2

Translators have limited powers of translation between two languages (one of which is usually Entren). When activated, the translator hears words spoken, and repeats them in its alternate language after each complete sentence. The delay to end of sentence is included because it is common for the last words of a sentence in one language to be the first in another, and vice-versa. This device requires a function cell for operation (minimum drain).

3430.20 UTILITY POLE

COST: 5 GM ENC: 2 AVAIL: D- SPEC: U1

A utility pole produces a beam of force which extends 10 meters high (or until it hits a solid obstacle). By gripping tightly, characters will be lifted up; loosely the grip brings characters down. Up to 500 pounds of material can be lifted by a utility pole, but all of the burden rests upon the character being lifted. Thus, a Human with a Strength of 20 could not carry more than 200 pounds while holding on to the utility pole. This device is powered by a power cell for 1 hour of operation.

3430.21 VERIFIER

COST: 4 GM ENC: 1S AVAIL: C SPEC: P1

A verifier is a voice stress detector. Worn snugly in the palm of its user, it produces a slight tickle sensation if it detects a lie being spoken. The language spoken need not be Entren. Verifiers operate on a function cell (minimum drain).

3430.22 VIEWERS

COST: 1 GC ENC: 4S AVAIL: D+ SPEC: P1

Viewers are very sophisticated visible/infra-red binoculars. They indicate the range to any object in their cross-hairs, and can magnify so powerfully that a one inch object viewed at a distance of 100 meters would fill the user's entire field of vision. Because they operate on infra-red light as well, viewers can detect living creatures at night, behind objects, and even check their footprints. Viewers are powered by a function cell (minimum drain).

3440 CLASS 2 EARTH ITEMS

These Earth items are more powerful than their class 1 relatives; they perform offensive and defensive functions as well as assistance oriented tasks.

3440.01 ALERT POD

COST: 1 GC ENC: 1 AVAIL: F+ SPEC: P2

This device performs the duty of a guard by alerting the party if any creature nears. Creatures smaller than one half foot will not trigger the alert (players would have a hard time getting to sleep if they were constantly awakened whenever an insect or bird came by). Alert pods are powered by a function cell for 20 nights worth of operation.

3440.02 BINDERS

COST: 3 GC ENC: 5S AVAIL: D SPEC: P1

Binders are high-tec handcuffs. When activated by a small key, they may be set to any of 10 levels. The higher the level, the less action the bound creature can make. At its lowest level, the creature has full strength. By setting 10, the creature has only the energy to breath. Although they inflict no pain, they are hard, comfortable to wear. A power cell operates this device for 1 month.

3440.03 CONTROLLER

COST: 1 GS ENC: 1S AVAIL: F SPEC: P7

A controller is a device which causes a creature to obey any commands given it by a transmitter (see section 3440.14 for details). The controller must be placed at the base of the neck to operate and requires a power cell for every 7 days of use. Obviously, creatures must be subdued when fitted. This process takes 5 rounds to accomplish. Only intelligent creatures can be controlled by this device.

3440.04 CRYSTAL CONSTRUCTOR

COST: 6 GC ENC: 3 AVAIL: D- SPEC: U5

This device is used to create strong crystalline structures out of any base material. Wood, stone and dirt are all fine to use. The device is filled, a form is selected, and *presto!* the crystal constructor will spray out a shiny steel-blue beam about 1 meter, creating a wall. The material created has three times the strength of metal, but cannot be used as armor (it shatters if broken in any one spot). The shapes available are wall, cylindrical wall, half cylindrical wall, half sphere. The sizes of each are pre-determined; users have no control of this parameter. Each wall has an approximate area of 3 meters by 3 meters. This device was originally used to create walls within buildings, to segment rooms. One power cell is required for each wall constructed.

3440.05 DEFLECTION BANDS

COST: 4 GC ENC: 4S AVAIL: D+ SPEC: P4

Deflection bands are worn about the body or wrist and deflect oncoming objects with the strength of a 200 point force field. This repulsion is effective within one foot of the band. Worn on the wrists, they are excellent blocking weapons (treat them as a blocking bonus of 4 when using wrists to block). When used as deflection bands on the body, they must be stretched out. This decreases their blocking capability to 25 points. If the damage of the oncoming weapon is 25 points or less, it is deflected; otherwise, it will hit. Deflection bands require one power cell for 10 one minute activations.

3440.06 FORCE WALL

COST: 1 GS ENC: 10 AVAIL: D SPEC: U7

This device creates a 2000 point force field in the shape of a 4x4 meter wall. It requires a power cell for every hour of its operation. Space is provided for 10 cells. An atomic cell can be attached to this device to recharge it each hour.

3440.07 FUNCTION CELL REJUVENATOR

COST: 2 GS ENC: 1 AVAIL: D SPEC: U1

A function cell rejuvenator uses 1 power cell to fully recharge 20 function cells. The process takes 10 rounds to complete. An atomic cell can perform the same task in 20 rounds.

3440.08 LIFE SCOPE

COST: 5 GC ENC: 1 AVAIL: D SPEC: U3

This device gives a readout of all life forms within 10 meters. Basic shape, weight, distance, height and heartrate are all included in this device's display.

3440.09 POWER CELL REJUVINATOR

COST: 2 GS ENC: 1 AVAIL: D SPEC: U1

A power cell rejuvenator requires an atomic cell to recharge 10 power cell in 5 minutes (1 per 15 rounds).

3440.10 POWER SHIELD

COST: 6 GC ENC: 4 AVAIL: D- SPEC: U7

This device is worn about on a belt and creates a 200 point force field which protects the belt's wearer. The shield acts as a membrane, letting air flow in and out, but preventing weapons or mutations from penetrating. The shield is maintained by a single power cell which keeps the shield up for 1 hour or until all of its energy has been used in deflecting damage. Note that a power shield does not protect its user against gas attacks.

3440.11 POWER STRIPPER

COST: 2 GS ENC: 1 AVAIL: F SPEC: U8

A power stripper is an aimed device which will drain the energy out of any power cell or function cell; atomic cells will be shut down for 1 minute. Caji will lose half of their value point if hit by the beam of this weapon. Crystals will lose half of their charges if hit. The impact location is a sphere, 1 meter in diameter. The maximum range of this device is 20 meters. Treat it as an energy weapon pistol for its chances of hitting. Power strippers require a power cell for each usage; they can hold 10 cells at a time.

3440.01 THROW EXPLODES

COST: 5 GC ENC: 2 AVAIL: D SPEC: P7

A throw explodes is a sort of sonic hand grenade. Once detonated by time delay or impact, it gives off an intense sonic blast which inflicts 50 points of sonic damage to anything within 2 meters and 10 points to objects less than 5 meters away. Throw explodes require a power cell. Note that a POWER 7 or higher medallion must be touched to the throw explode each time it is to be used.

3440.02 TRANSMITTER

COST: 2 GC ENC: 1 AVAIL: F SPEC: P7

This is the device which is used to give orders to creatures under the influence of a controller. Creatures will only respond to messages given them if they understand the language. Any task given the controlled creature will be attempted, regardless of the chances of success. Transmitters are powered by a function cell (minimum drain).

3440.03 TRAVEL BAND

COST: 1 GS ENC: 3 AVAIL: D SPEC: U7

A travel band is worn around the waist and responds the its user's mental commands to move up, down, left right, forward, backwards, etc. Although only limited "flying" is possible, travel rate is fast (30 meters/round = 35 miles/hour = 55 kilometers/hour) and somewhat manueverable. The device neutralizes gravity for up to 500 pounds of creature and materials. Travel bands require a power cell for 1 hour of operation; there is room for 10 cells within the unit. An atomic cell can power a travel band indefinitely.

ARMOR 3500**3510 ARMORING MATERIALS****3520 FORMS OF ARMOR****3510 ARMORING MATERIALS**

The following is a list of different materials used in making armor. The price, encumbrance and availability of each assumes the purchase of a suit of this type of armor.

3510.01 HIDE

COST: 5 GO ENC: 15 AVAIL: A

Hide is a very common armor type taken from the back of the molcs, a sort of large JORUNE water buffalo. This skin is cured dried, creating a hard, but flexible form of protection.

3510.02 FUR

COST: 1 GL ENC: 20 AVAIL: A

Fur armor is taken from the underbelly of the molcs above. The thick leathery skin plus the additional benefit of the molcs' dense hair makes fur armor an excellent, inexpensive means of protection.

3510.03 BONE

COST: 5 GL ENC: 25 AVAIL: B

Bone armor is made from the sketetal remains of drouris-kelt, a tall, limber creature with long flat bones. The bones are filled with metal and the composite armor is left to harden in a bath of gee-gen roots and rhithden leaves. Once finished, bone armor can be laced together to form beautiful armoring parts.

3510.04 CARAPACE

COST: 6 GC ENC: 40 AVAIL: B-

Carapace armor is made from the chinnik family of creatures. Their shell is boiled down in an exotic pool of secret ingredients. This is a craft of the Crugar. The carapace is cut and becomes easily pliable when first taken out of this bath. It is quickly crafted into armor while in this state. Soon, the carapace will harden to the point where it is stronger than metal.

3510.05 MAIL

COST: 4 GL ENC: 10 AVAIL: B+

Mail armor is created by weaving small circular metal loops out of wire. Entire shirts, or even suits of armor are constructed this way. Mail armor is particularly good at stopping edge damage (the type done by sword swings). Mail is almost worthless when it comes to stopping arrows however. Many creatures choose to wear mail armor over their standard form of dress.

3510.06 METAL

COST: 4 GC ENC: 40 AVAIL: C-

Metal armor is created from scarce ore supplies found on JOR-UNE. Although uncommon, this metal is of higher quality than the brittle bronze or copper used on ancient Earth. Metal is a superb armor type, but it is a bit heavy.

3510.07 GRUNDER

COST: 8 GC ENC: 25 AVAIL: D-

Locurian grunder (armor) comes from the grunder section of the locure, (a nasty, free spirited creature that's as easy to kill as a Sherman tank). This armor is endowed with special resistances to energy weapons. In addition, locurian grunder stops a great deal of point, bulk and edge damage.

3510.08 B.E.C.

COST: 1 GS ENC: 10 AVAIL: D-

B.E.D. or Bulk Energy Deflector armor was worn by the security personnel of the colony. It consists of small platelets attached to a quarter inch thick foam suit. The properties of this armor are extraordinary. A person with a club could hardly put a scratch on a person wearing B.E.D. armor. Bulk damage from all but the most extreme sources is absorbed instantly by the suits stable molecular design. This armor is very elastic and is thus easier than most armors to fit into.

3510.09 E.R.P.

COST: 2 GS ENC: 5 AVAIL: F+

E.R.P. armor, or Energy Reflective Plastic armor is very lightweight and thin. It stops almost any form of pure energy. Although useless against weapons like arrows, its ability to stop almost any energy weapon makes it a valuable armor. Note that in order to stop any sonic damage, a power cell must be placed into the armor; this cell will last for 30 days worth of use.

3510.10 THAILIRIAN

COST: 9 GS ENC: 15 AVAIL: F

Thailirian armor is taken from the chestplate of the Corondan or the Dhar Corondan. Prepared in the same process as carapace thailirian armor is turned into a rugged armor, which stops more damage than any other armor type.

3520 FORMS OF ARMOR

3520.01 SUIT

Depending upon the armor type used, suits cover different parts of the body. Hide, fur, bone, carapace, grunder and thailirian suits all protect the body, upper arms and legs down to the knee. Mail, B.E.D. and E.R.P. suits cover their wearers from head to foot, leaving only the face uncovered.

3520.02 LIGHT HELMET

A light helmet protects the head, but not the face.

3520.03 HEAVY HELMET

A heavy helmet covers the entire head, including the face.

3520.04 NECK GUARDS

Neck guards protect the neck only.

3520.05 ARM GUARDS

Arm guards protect the area from shoulder to the wrist. One purchase includes the armoring for both arms.

3520.06 GAUNTLET

Gauntlets protect the hands; they are a sort of heavy glove.

3520.07 SKIRT

A skirt of armor protects the region from the lower belly to the knees.

3520.08 GRIEVE

A grievance covers the region from knee to the ankle.

3520.09 BOOT

A boot protects the foot of its wearer.

3520.10 CHEST PLATE

A chest plate covers the torso and is held in place by straps which go around the wearer's back.

3520.11 LIGHT SHIELD

A light shield is a circle of wood 1 foot in diameter. Although shields can be covered with special armors to make them more protective, the basic purchase of a shield does not include anything but wood.

3520.12 HEAVY SHIELD

A heavy shield is built of wood and has a 2 foot diameter. The shield is held to the hand by leather palm and arms straps.



3600 TRANSPORTATION

3610 MOUNTED
3620 EARTH-TEC
3630 SHIP

3610 MOUNTED TRAVEL

3610.01 BOCHIGON

COST: 1 GC ENC: 2200 AVAIL: D+

Bochigon are enormous beasts of burden; they can lift 6000 pounds without belaboring themselves. Bochigon travel at a rate of 30 kilometers/hour, or about 15 meters per round. Top speed of a bochigon is 25 meters/round. They can be ridden for up to 8 hours a day. Although docile, bochigon are quite capable of thinking for themselves. They seem to possess a rudimentary intelligence. Training these mammoths to obey the orders of creatures which are to them the size of mice requires years of patience. Even then, bochigon may choose their own path through the bushes or cross a river at a point of their own choosing. Strong willed individuals may have trouble adjusting to the bochigon's way of doing things. Cooperation is the key to success when dealing with these creatures. Feeding them their favorite food, "kayidi" usually convinces them to behave.

3610.02 TALMARONS

COST: 3 GC ENC: 250 AVAIL: D

Talmarons are large winged reptilian creatures which are capable of flying with passengers. The maximum weight limit of a talmaron is 400 pounds. As such, creatures much larger than Boccord will be unable to fly them. Talmarons fly at a speed of 25 miles per hour or 40 kilometers per hour. In combat this would be 20 meters per round. Talmarons can be flown for periods up to 6 hours a day. They require substantial training before they can be controlled; riders must also have spent time training to fly talmarons. Unskilled flyers will be as unable to steer the talmaron as convince a bochigon where the best tasting grass is.

3610.03 THOMBO

COST: 5 GL ENC: 400 AVAIL: B+

Thombos are the most common form of mounted transportation on JORUNE. These creatures are fairly agile and can sprint at speeds up to 30 meters per round. On an hourly basis, thombos can cover about 12.5 miles or 25 kilometers; this translates to 10 meters per round. Thombos are easily domesticated and respond nimbly to the rider's commands. Thombos can be ridden for periods up to 6 hours per day, carrying 400 pounds. Thombo are pitifully stupid, even for non-intelligent creatures. They will remain nearly motionless *on the battle field* after their riders have dismounted.

For an extra 10 Gemlinks, a character can purchase a thombo with a 600 pound carrying limit. The availability of such thombos is "B".

If extra speed is desired, for an additional 10 Gemlinks, a thombo which travels 5 meters/round faster can be bought. The availabilities of these thombos is "C".

3620 EARTH-TEC

3620.01 GRAVER

COST: 3 GS ENC: 20 AVAIL: F+ SPEC: U7

A graver is a high speed anti-gravity pursuit vehicle. Gravers require a power cell for each hour of operation or they can be permanently sustained by an atomic cell. The top speed of a graver is 100 kilometers per hour (60 meters per round). The partial anti-gravity device inside the graver will allow the user to make turns of up to 10 gravities in comfort; this translates into a turning radius of about 100 meters at top speed. The graver is equipped with a 10 point "soft" force field which will repel the graver from possible collisions. This shield is regenerated once an hour by an atomic cell.

3620.02 TRAVEL POD

COST: 1 GS ENC: 10 AVAIL: F SPEC: U1

A travel pod is a small platform/control station which can move up, down, left, right, forward or backwards, but only one direction at a time. It can carry up to 300 pounds and travel at a top speed of 10 meters per round for a period of 1 hour per power cell. An atomic cell will run this device indefinitely. A 5 point-force field is provided to protect the user of the travel pod against high winds.

3620.01 GRAVER

COST: 20 GS AVAIL: D

This is the JORUNE equivalent of a clipper ship. Salu are the masters of ship construction and build these vessels for creatures of many continents. They are faster, stronger and more agile than any other ocean going vessel. Most of these ships are built alike, their owners complement them with the personalized extras.

3620.06 SEEDRU SHIP

COST: 1 GC AVAIL: D+

These small ships are built by humans and can hold up to 10 human-sized creatures for journeys lasting several months. They are slow ships, hard to maneuver and not especially sea worthy. Their cargo capability is not limited by weight, only size. There is only about 100 square feet of room on a seedru ship, so any cargo will reduce the number of passengers possible.

3630 SHIPS

Fresh and salt water travel are important aspects of JORUNE life. Although the shapes of the continents make water travel awkward at times, it is none-the-less, heavily depended upon between coastal cities. River transportation is also common, but only small ships can navigate the treacherous inland waterways. The availabilities listed indicate the chance that a ship is for sale. The encumbrance listings are unimportant.

3620.01 CARGO SHIPS

COST: 4 GS AVERAGE AVAIL: F-

Cargo ships carry merchandise and creatures from place to place. Although styles vary, the standard cargo ship has a crew of about 20. Standard fare is 1 Gemlink per day's travel at Toth standards and 1 Gem a day to stay in the Kesht living quarters. Cargo ships travel anywhere from 50 to 250 kilometers a day depending upon the winds and type of water crossed.

3620.02 DINGY

COST: 4 GL ENC: 200 AVAIL: C+

A dinky is a small 3 creature boat. At a length of 3 meters, a dinky is not ideal for much more than river or lake travel. Dinkys can hold 600 pounds and usually come with paddles or oars. The speed of a dinky is very complex because it depends so much upon the creatures doing the paddling. An average speed of 5 kilometers per hour for 3 Humans paddling is a reasonable first guess; change numbers as necessary.

3620.03 FIGHTING SHIP

COST: 25 GS AVAIL: F-

Fighting ships are usually owned by the military forces of Burdoth. Such ships have crews of about 30 and an additional 150 fighters for combat purposes and rowing. The speed of a fighting ship averages on 150 kilometers a day; however, speeds may vary as low as 50 and as high as 250 kilometers/day. The weapons of a fighting ship include projectile weapons such as catapults and heavy fixed bows. JORUNE has no cannon nor any other gun-powder technology, nor is any likely to develop; necessary chemical and metaling processes are totally unknown.

3620.01 PUNDIT SHIP

COST: 3 GS AVAIL: D+

Pundit ships are not especially well built, fast or maneuverable but they are cheap. They match the specifications of slightly debilitated cargo ship. These ships are usually constructed in Dra the realm of Pundit; they will usually be available only on the southern side of Burdoth.

3620.01 RAFT

COST: 5 GO ENC: 200 AVAIL: C-

A raft is no more than a few logs and planks roped and nailed together (the JORUNE equivalent of a nail is actually the leg of a remlatt). Rafts rarely have sails, and rely upon paddles and water current to propel them. Rafts can carry about 1000 pounds and travel at about 4 kilometers per hour; they are highly unstable and can tip wildly if jostled.

3700 SHANTHIC ITEMS

3710 SHANTHIC SWORD

SEE TABLE T3000 SHANTHIC ITEMS

Using the thailiers of the Dhar Corondon, Shanthic priests create weapons of a magnificent calibre. These white blades are lighter than metal and are sharper than any material known to the technology of Humans; their ability to cut goes well beyond even the finest metal. Shanthic swords and axes are the only weapons which employ these processed thailiers.

Because of their light weight, Shanthic blades enjoy a -2 to hit in combat. As a related bonus, they are plus on the Critical Hit roll. The extra damage done by Shanthic weapons is detailed on table JT3000.00 as is their hit and critical bonus.

3720 CLE-ESHTA

The Shantha in the creature section is shown standing next to a cle-eshta. This device is used to aid Shanthic concentration and to magnify their abilities. With a cle-eshta, a Shanthic priest can create warps to almost any desired location, or determine the warp locations which connect two places (see 1.6000 for information on Shanthic reluctance to create warps).

3730 KEEPER ROD

COST: MORE THAN 5 GM ENC: 3 AVAIL: LESS THAN D+

Keeper rods are long (1 meter) cylindrical crystals which hold life forms inside of them. Shanthas often use keeper rods as a sort of prison. Non-intelligent creatures are preserved in these Shanthic artifacts to be used later in combat or as food (ritualistic combat is a large part of Shanthic culture). To determine the creature inside the rod, roll a D6. On a roll of 1-4 the creature is non-intelligent (use the random non-intelligent creature generation in section 2.2310). To release creatures from the rod, a user simply holds the rod firmly and concentrates on the color of blue light. A silver orb will project itself from the center of the rod, traveling about 3 meters before forming into the creature. There is a chance that creatures emerging from a keeper rod are under strong quested control. If so, the newly formed life may start upon some trek or task immediately.

3800 MISCELLANEOUS ITEMS

3810 BARBARIAN LONG BOWS

3820 BOC-RODS

3830 CRYSTALS

3840 ORGANIC MATERIALS

3850 CULTURAL OBJECTS

3810 BOCCORD LONG BOW

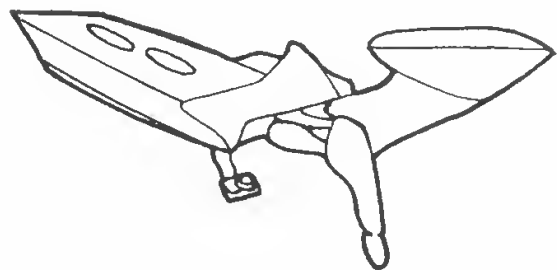
COST: 1 GM ENC: 2S AVAIL: C-

These great bows range in sizes from 2 to over 4 meters tall. They are not crafted by any living creatures on JORUNE. They are artifacts of the extinct Lamorri race. The smallest of these weapons requires a pull far greater than a Human could muster. Boccords are the smallest creatures able to use these magnificent bow weapons, hence the name Boccord long bows. They are not made from ordinary wood, the bow is constructed from a mixture of stone and rigid tree barks. Somehow, the Lamorri were able to create these devices to store ambient energy (as Caji do). Although the draw of the bow is great, its release also taps into its stored energy, propelling the arrow with speed and accuracy not naturally possible. Special arrows are unnecessary, but are often used, to complement the beauty of the finely crafted bow.

3820 BOC-RODS

COST: 3 GS ENC: 4 AVAIL: F+

Boc-rods are organic crystals which have the ability to absorb energy from mutations and energy weapons. Their shape is that of a long hexagonal cylinder. Boc-rods pull oncoming energy in and store it for later use. For every 10 points of energy that the boc-rod accepts, 1 point can be expelled in the form of a power orb. Boc-rods can accept no more than 1000 points of energy, but may expend what energy they have stored at any time. The user of the boc-rod simply holds the rod and concentrates on the color of red light. The power orb will launch out the end of the boc-rod furthest from the hands of the user. The roll to hit is the same as if a normal power orb mutation was being used. The boc-rod has limitations in its energy capturing capabilities. The rod must be within 1 foot of the oncoming energy in order to capture it. Note that characters who use boc-rods will drain any energy sources they carry on them. Caji characters will slowly lose their value points by carrying around a boc-rod.



3830 CRYSTALS

Crystals are natural formations found beneath the surface of JORUNE. Their radiant energy permeates every corner of the planet. They are the source of the Caji's power, and are responsible for the mutations of humans. Crystals are mined from locations where deep deposits have been brought to the surface.

Each of the ten crystals glows a different color and contains a different form of energy. Most crystals are used by holding them in the palm, and concentrating on light of the same color as the crystal (this is the simple Human explanation, Shanthas are far more precise in their usage of crystals). This takes 5 rounds for those not accustomed to the process. Skilled characters can use a crystal's power in a single round. Although the wording may sound as if crystals do this or crystals do that, keep in mind that they do not actively do anything; they transfer a certain form of energy into a creature's body, energy which is then controlled by the mind of the character.

The brightness of a crystal's glow indicates the amount of energy stored within it. When bought or found, crystals will usually have 2D6 charges in them. When all charges are used, the crystal will become very brittle, and fall apart. Crystals have one other characteristic: rate. Roll a D6 for the rate of each crystal. This is the number of usages which can be drained from the crystal at a time.

3830.01 BLACK

COST: 2 GC ENC: 1S AVAIL: D+

The use of a black crystal projects a black orb from the palm of the character. The orb forms into an invisible force field barrier of strength 100 points. The field will remain until it is destroyed.

3830.02 BLUE:DEFLECTOR

COST: 2 GC ENC: 1S AVAIL: C-

This crystal creates a deflector orb exactly like the Caji mutation "Deflector" (section 2403.02).

3830.03 CLEAR: SUPER REGEN

COST: 25 GM ENC: 1S AVAIL: C-

This crystal has wondrous abilities to rapidly heal Hit Point and Stamina damage to any creature. The amount of healing to each of these is 10 points. Characters who die of non-head related injuries can be saved if (5 * Armor Cost Multiplier) usages of a clear crystal can be used within 5 minutes of death, assuming that they never fell below -5 Hit Points.

3830.04 GOLD FLAKE: VALUE POINTS

COST: 35 GM ENC: 1S AVAIL: D-

These crystals are useful only to Caji and other creatures with orb and bolt mutations. Gold flake crystals give the user 20 value points per usage. These points may be used at any time during the next minute, after which time they fade away.

3830.05 GREEN

COST: 5 GC ENC: 1S AVAIL: D+

This crystal has the power to restart the body's regenerative capabilities. After a single use of this crystal, lost limbs will start to grow back (not the head or neck). Creatures must be alive to benefit from this crystal. The time required to gain back functional limbs varies with the injury: three weeks for a missing arm to two months for lost legs. Additional usages of the crystal have no effect, but once used, clear crystals can speed up the regeneration.

3830.00 ORANGE: CHARACTERISTICS

COST: 3 GC ENC: 1S AVAIL: D+

Orange crystals increase a creature's Strength, Dexterity, Aim, Speed or Stamina. Index the roll of a D20 below to determine which. In all cases but Stamina, the effect will wear off in 10 minutes. The amount that each characteristic changes is 10 points. After 2 usages per day, these crystals cease to have an effect.

T3830.06 ORANGE CRYSTAL'S EFFECT

ROLL:	CHARACTERISTIC:	ROLL:	CHARACTERISTIC:
1-5	STRENGTH	14-16	SPEED
6-10	DEXTERITY	17-19	STAMINA
11-13	AIM	20	ALL

3830.07 RED: DAMAGE

COST: 1 GC ENC: 1S AVAIL: C

This crystal is thrown after its user concentrates upon **red**. After it has been activated by thought, it will explode in 2 rounds (4 seconds). The damage it does is in the form of lightning blast (see 2404.04 for details on this mutation). Creatures within 1 meter of the blast sight will be struck D3 times by the lightning blast on the roll of 5 or higher on a D20. Creatures within 5 meters are hit by one blast on a roll of 15 or higher on a D20. Assess the damage to random locations. Red crystals have only one usage.

3830.08 SILVER: SHANTHIC

COST: 2 GC ENC: 1S AVAIL: F-

These are crystals which have been modified by Shanthas to perform specific tasks. A few common functions of silver crystals are to create crystalline bridges and to darken the air around the user. Referees should not make these crystals too powerful; balance of crystal capabilities is a very delicate matter.

3830.09 WHITE: WARPS

COST: 9 GC ENC: 1S AVAIL: F+

This crystal is possibly the most powerful of all; it throws off a white orb which forms into a warp, connecting two locations on **JORUNE** (read section 1.7800 for details on warps). To determine the location of the warp, index the roll of a D6 on the table below. A dark warp is created on a roll of 6 on a separate D6 roll. Warps exert a powerful pull on all nearby objects. The warp lasts for 3D6 rounds.

T3830.09 WARP DESTINATION

ROLL:	DISTANCE TO WARP DESTINATION:	ROLL:	DISTANCE TO WARP DESTINATION:
1	WITHIN 100 METERS	4	D100 KILOMETERS
2	D6 KILOMETERS	5	D1000 KILOMETERS
3	D20 KILOMETERS	6	D10000 KILOMETERS

3830.10 YELLOW: MUTATIONS

COST: 3 GC ENC: 1S AVAIL: D

Yellow crystals give their users the ability to launch offensive mutations as Caji are able to. The yellow crystal adds tremendous sophistication to its user's brain while flooding the body with energy. The result is a release of Power Orb, traveling out from the creature's hand.

3840 ORGANIC MATERIAL**3841 LIMILATES****3842 POISONS****3843 DRINKS****3841 LIMILATES**

Limilates are organic substances effect the system of their ingester in abnormal ways. Most limilates are taken internally, swallowed and ingested. The effect and its duration are all listed below.

3841.01 CRUMBLE

COST: 6 GM ENC: 4S AVAIL: C-

This limilate is a powerful acid (level 25) which will eat through almost anything. The corrosive properties of crumble are so great that only tidree leaves can withstand a constant exposure. Crumble burns a hole right through most materials in a matter of seconds. Stone and wood require less than a minute to be eaten through 1 foot. The acid vaporizes as it eats away. The amount sold for 6 Gems is enough to burn a 3 inch hold 1 foot through stone.

3841.02 DALLIN +10 HPTS

COST: 3 GM ENC: 4S AVAIL: C-

This limilate heals 10 Hit Points of damage when ingested. One hour is required for the ingestion and digestion of the dallin limilate. Only the first usage of this limilate in a 24 hour period will have any beneficial effect. Dallin is taken from the root of a plant which grows only in dense jungle.

3841.03 DAWSOO: -10 TO DEXE

COST: 5 GM ENC: 4S AVAIL: D

If a weapon coated with this limilate penetrates skin (does 1 or more point of damage), the victim will lose 10 Dexterity points for 6 hours. The effect is almost instantaneous.

3841.04 DRUC:-10 TO STR

COST: 55 GL ENC: 4S AVAIL: D

This limilate weakens any creature by 10 Strength points. Druc most commonly enters the body through swords and other weapons. The effects of druc are full after a second or two and last for 6 hours.

3841.05 GLOW MOSS

COST: 15 GL ENC: 4S AVAIL: C

Glow moss gives off a cool greenish-white light when placed underwater. As it is a living organism, it does not stop glowing until it dies. Glow moss requires no special attention other than it be kept wet in order to glow. It is perfect to use as a torch wrapped around a stick.

3841.06 MATHIN

COST: :- ENC: :- AVAIL: :-

Mathin is a Blount concoction which smells so bad that it decreases a character's Dexterity and Aim by 10 points just for smelling it. Direct exposure to this vile odor causes the additional damage of 20 Stamina points lost. Blount do not sell this limilate and its recipe is unknown to creatures of other races.

3841.07 TAUTHAU:

COST: 12 GL ENC: 4S AVAIL: C-

The gas given off by this limilate has the peculiar property of incapacitating Trarch. No other creature is in any way affected by tauthau. One whiff is all it takes to knockout a Trarch for several hours.

3841.08 QUETH: +15 STA

COST: 2 GM ENC: 4S AVAIL: C

Taken internally, queth adds 15 points to a creature's Stamina for 6 hours. Many usages of queth may be taken, each adding the same to Stamina, but after two usages, the user will start to shake a bit and will sweat feverishly.

3841.09 VERTH

COST: 1 GM ENC: 4S AVAIL: B+

The verth limilate increases a creature's Hit Points by 10 for a 1 hour duration after which time its effect wears off. Thus, creatures which are bleeding to death or are suffering from extreme pain can be made mobile and active for a short period of time.

3842 POISONS**3842.01 AMMATHAC**

COST: 2 GC ENC: 4S AVAIL: F+

This green liquid inflicts a temporary form of insanity. The drinker's actions will seem a bit odd for the first few minutes, after which time complete and utter insanity will set in. Loud, violent behavior will take over the victim's personality for 48 hours.

3842.02 KEPORRIC: SLEEP

COST: 3 GM ENC: 4S AVAIL: C-

Keporric is a blue fluid taken from a leaf which grows in the Te-mauntro wilderness. Within 10 seconds of their first sip, victims of this tasty sauce will be fast asleep. The taste of keporric is not too bad actually. Both Crugar and Ramian are immune to the effects of this poison.

3842.03 KOSS:DESTROYS WILL

COST: 5 GC ENC: 4S AVAIL: D-

This poison eliminates the willpower of a creature. For the hour after ingesting koss, a creature will obey any orders put in an understandable language. A poison resistance roll must be made when koss is used. If the character's level or lower can be rolled on a D20, then the effect of the poison has been fought off. Thus, a level 0 character will always fall prey to this powerful liquid.

3842.04 QUILL:KILLS

COST: 1 GS ENC: 4S AVAIL: F-

One taste of this poison inflicts 250 Hit Points of damage to any creature. Victims will feel very little before their eyes shut for the last time. Quill is very rare and precious; it is extracted from a Ramian herb called Quoblo.

3842.05 TALNISPON:WEAPON POISON

COST: 2 GC ENC: 4S AVAIL: D

This is the generic poison placed on swords and arrows. If the weapon penetrates the skin, the poison takes effect, inflicting Hit Point Damage. The strength of talnispon varies from sample to sample, but it never inflicts more than 20 points damage per application. The cost of 2 Gemclusters assumes a poison level of 10. Shift this price accordingly.

3842.06 VIRN:HARNESS

COST: 5 GC ENC: 4S AVAIL: C-

Virn, or harness as it is often called, strips the will from creatures, turning them into easily controlled slaves. High level creatures may be able to avoid its effect through sheer will. If the roll of a D20 is less than or equal to the Effective Level of the character, then the harness has no effect. Characters under control will follow most any orders put to them. The thought of escape does not cross the mind of a virn victim. One dose of virn lasts for a week. For every month of ingesting this poison, two points will be permanently lost from every characteristic except Education and Social Status.

3843 DRINKS

3843.01 CUTHT:BRONTH FAVORITE

COST: 3 GU ENC: 4S AVAIL: B

This is the favorite drink of Bronth. Cutht is a mild drink that gives creatures extra courage. These effects are quite temporary, but they do make for some interesting brawls. Fortunately, two or more drinks of this liquid slow down reaction time. The above fights usually look more like dances than battles.

3843.02 RUSPER

COST: 2 GL ENC: 4S AVAIL: D+

This rare and highly sought-after drink is a treasure to be consumed very slowly. Similar to a brandy, rusper is the drink of high society Humans. The intoxicating effects of this liquid are quite mild; it is more a social drink than an incapacitant.

3843.03 SCOLIAN RUSPER:BAD RUSPER

COST: 1 GO ENC: 4S AVAIL: B+

This variation of rusper is quite plentiful and cheap. Scolian rusper has a bitter taste not found in the expensive rusper drink. Low-life enjoy this cheap liquid, believing that they are, in fact, drinking pure rusper.

3843.01 TAE-AH:CRUGAR

COST: 1 GU ENC: 4S AVAIL: B

This Crugar blend is composed of mainly dirt and crushed "boji" leaves. Tae-ah has a strong tranquilizing effect that keeps the noise down in Crugar drinking halls.

3843.01 THESPERI:RAMIANS

COST: 5 GU ENC: 4S AVAIL: C+

Thesperri is a Ramin brew that tastes as bad as it smells. Creatures other than Ramian will be totally revolted by the smell of this drink. Vomiting, watery eyes, sore throat and other symptoms will become apparent a few seconds after the first sip.

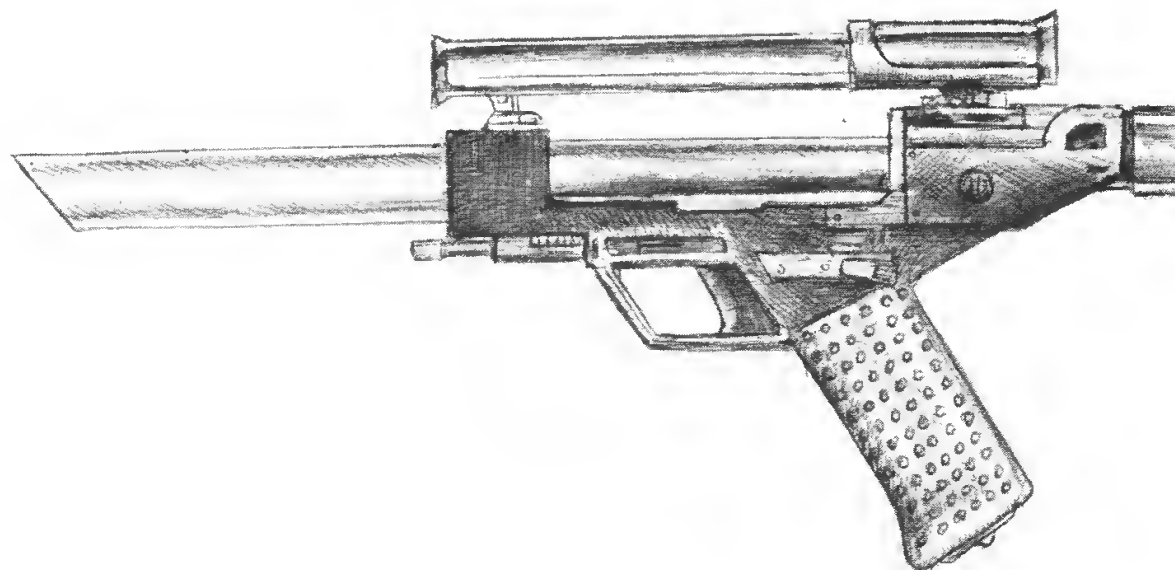
3850 CULTURAL OBJECTS

These items are not functional in any way, but influence game play in a different way. They are objects of cultural significance which will alter the responses of some creatures, creating hostility or instant friendship. This list is far from exhaustive. Every society on the planet has items of little functional value which are still considered important.

3850.01 BLOSHT

COST: 1 GL ENC: 4S AVAIL: F+

Blosh are often worn around the neck of Crugar. They are symbols of defiance to Woffen. More than once an innocent character has found a blosh, put it around his neck and been promptly killed by a Woffen. To understand this object fully, some history is needed. Back in the first milenium after man's arrival, the Woffen were struck by a plague which killed them by the thousands. A blosh symbolically states that those who died were chosen by the Tauch-Kie, or leader (the Crugar word for their God), to pay for their evils. Crugar who wear these emblems are usually Woffen haters.



3850.02 COLEEL: SALU WEALTH

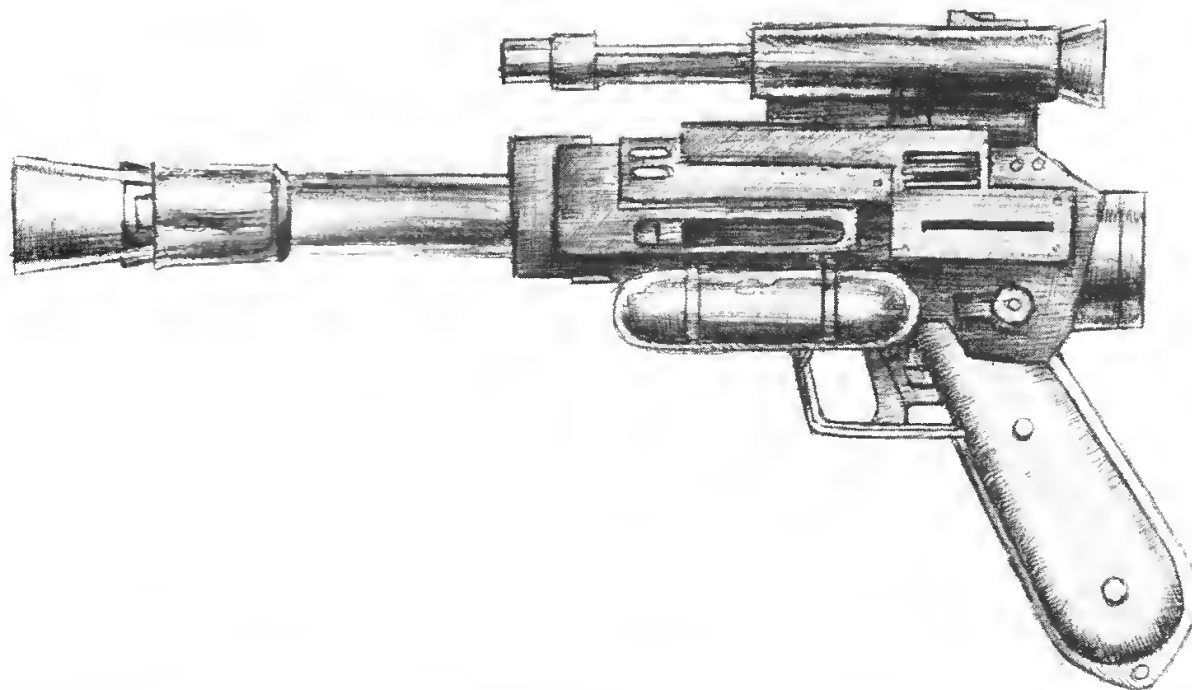
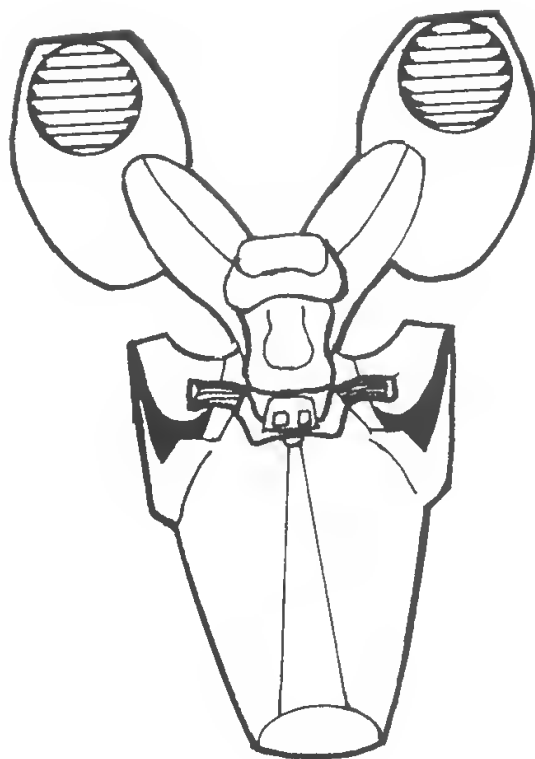
COST: 5 GM ENC: 1 AVAIL: C-

Coleel are beautiful fist sized pearls cultivated by the Salu. They are accepted as currency in many towns and cities. Fancy armor sometimes uses crushed coleel as decoration.

3850.03 SIV ESTON

COST: :- ENC: 1 AVAIL: :-

A Siv Eston is a symbol of friendship given to non Togar who have shown themselves to be brave, honest and helpful. More details of this item are located in the description of the Togar, section 2100.18.



4000 ACQUIRED TALENTS

4000 ACQUIRED TALENTS

4100 SKILL CLASSES 4200 SPECIFIC SKILLS

Skill Classes require *past* devotion of years to acquire. *Specific Skills* can be picked up here and there, at any time. *Skill Classes* may only be chosen when character sheets are created. New *Specific Skills* can *always* be learned.

Characters from towns and cities have different backgrounds. While growing up, some characters move from village to town, or visa versa. A roll of 6 on a D6 shows this to be the case. Such characters can benefit from what both cultures have to offer.

4100 SKILL CLASSES

The "C" listed after a skill means that it is restricted to city dwellers. "T" skills are for tribal characters only. Those unspecified are available to both. All costs are in terms of Education points.

4101 ARCHER	6
4102 BATTLE TACTICS	7 C
4103 CAJI SKILLS	5
4104 COMBAT	8
4105 ETIQUETTE	3 C
4106 HEALER	6
4107 ISCIN:SCIENTIST	5 C
4108 ORATOR	8
4109 SHANTHIC COMBAT	14 T
4110 STALKER	10 T
4111 THIEF: GITHERIN	10
4112 TRADES PERSON	10
4113 TRAINER	4
4114 TRANSLATOR	8

4101 Archer

Characters of this skill class add 5 points to their Aims. Since early childhood, they have been trained with launched weapons and are now splendidly proficient with them. In addition to this increase in Aim, archers may choose a -1 to hit (minus numbers in combat are good) with either the bow, long bow, or cross bow.

4102 Battle Tactics (CITY ONLY)

These are skills of combat tactics and strategy. Learning such skills instills a sense of honor and dignity in the student. Those who display such characteristics in the eyes of their trainers receive a *niss* (rye-niss), a small decorative neck band which is a universal symbol of combat dignity. The entire education involved with learning battle tactics is somewhat elite. The "Chawgis" schools are run mainly by elderly warriors, with histories rich in adventure.

In addition to the general bonuses which students of battle tactics acquire, there are special skills for them to choose. These are listed below, with their cost in Education points. The percentages indicate the chance of characters gaining a bonus due to their special skills.

		T4102.00 SPECIAL BATTLE TACTICS							
ED	SPECIAL								
PTS:	SKILL:	1ST	2ST	3ND	4RD	5TH	6TH	7TH	8TH
2	LEADERSHIP	30%	40%	60%	80%	85%	90%	95%	98%
1	CHOOSE WARRIORS	10%	25%	40%	50%	-	-	-	-
1	TACTICS: SMALL	10%	20%	30%	40%	50%	60%	70%	75%
2	TACTICS: LARGE	5%	10%	15%	20%	25%	40%	60%	80%
2	FIND WEAKNESS	5%	10%	15%	20%	25%	30%	35%	40%
1	REPORT SKILLS	10%	30%	50%	60%	65%	70%	-	-

SAMPLE

Borv Andran the Boccord has chosen battle tactics as a one of the skills he learned while growing up in southern Ardoth. Spending 6 of his Education points, Borv becomes capable of 3rd tier leadership skills with a 60% chance of having slightly outrageous orders followed without question.

4102.01 Leadership

Skilled leaders are followed without question. The best of these leaders can inspire fanatical devotion of their subordinates.

4102.02 Choose Warriors

There is a definite talent and advantage to selecting the cream of the crop. If the referee is able to roll lower than or equal to the character's skill at this, then a creature of outstanding characteristics is chosen. Note that this skill is only applicable when there are a number of possible choices. A dud remains a dud even if a lucky roll is made.

4102.03 Tactics: Small

This is a skill in organizing small groups of creatures into effective ambush, assault, or quiet exit situations. The roll listed indicates the chance that characters with small scale tactics will give their group an edge towards success.

4102.04 Tactics: Large

Large scale tactics involve the planning and execution of combats involving creatures numbering as much as the thousands. The skill listing is the probability of attaining some special advantage due to the clever thinking of the character.

4102.05 Find Weaknesses

Characters with this skill are often able to find weaknesses in constructions, battle plans or installations. The skill listing is the percentage chance of doing just that.

4102.06 Reports

Some creatures have a knack at detailing information they are aware of and paying special attention to those details which always end up being important. The die roll made for characters with this skill indicates whether they notice some pertinent bit of information.

4103 Caji Skills

Caji start experimenting with their powers at an early age. Theirs exceed the mutational capabilities of most all **JORUNE** life; Caji have great ability to top into the ebb and flow of free energy of **JORUNE**. Only by constant practice and intense mental discipline can Caji truly exploit the powers within them. Years of labor are spent early on, developing the skill of launching orbs, one of the most necessary of the Caji abilities. As they grow older, many Caji become capable of launching bolts, necessary to manifest some of the most powerful mutational powers.

As Caji age, their minds become more responsive to the **JORUNE** energy; they become better able to drain off a bit of the ambient energy surrounding them. At the same time, their minds become more powerful from the daily exercises which they put themselves through. If Caji are to remain proficient at their skills, they must spend at least one day a week practicing the formation of orbs and bolts (assuming they have these capabilities). If these steps are not taken, orb and bolt skills will be lost and future attempts to dispell energy in a precise form will result in wildly diffused energy spewing from the Caji's hands. This stage reached, the Caji can only regain the skill on a roll of 6 on a D6 for each week of serious effort.

In addition to practicing once a week, Caji routinely expend all of their energy every day or so. This is not usually by choice. When their bodies have spent too much time in a tense, high energy state, they start to bleed energy off naturally, a discomforting process which usually occurs when they are most relaxed in a deep sleep. Caji sleeping patterns are thusly different from those of other creatures. Slumbering Caji have been observed giving off colorful static discharges of energy late at night.

The skill to create orbs requires 5 points, to create bolts, 10 points. Caji characters add 1 to their Effective Level.

4104 Combat Skills

Characters with combat skills can properly wield each of the hand held weapons with high precision. Although the advantages are significant, the average character with combat skills won't be anything special. Those interested in strategic warfare, stressing the finer points of positioning and command tactics usually study in the Chawgis schools of Burdoth. This endeavor is listed under the title of "Battle Tactics" and is available only to those growing up in cities.

Characters with basic combat skills add 3 points to their Strengths and Dexterities. In addition, they may choose to be -1 to hit with two of the following weapon groups:

T4104.00 COMBAT SKILLS			
ED		ED	
PTS:	SKILL:	PTS:	SKILL:
1	WITH SWORD WEAPONS	1	WITH AXE WEAPONS
1	WITH POLE ARMS	1	WITH MACES & CLUBS
1	WITH MORNING STAR	1	WITH KNIFE WEAPONS
1	WITH FIST & LEGS	1	WITH A STAFF
2	FOR DUAL HANDED COMBAT		
CHARACTERS WITH COMBAT SKILLS ADD:			
3 POINTS TO STRENGTH & 3 POINTS TO DEXTERITY			

4105 Etiquette (CITY ONLY)

Etiquette skills are especially important to those characters of Drenn or Kesht status. **JORUNE** society is very involved with interactions between creatures of different races. Characters with an ability to skillfully mingle in multi-racial crowds on their own terms stand an excellent chance of being accepted socially. In such status conscious societies, this is an important commodity.

Once the skill class is chosen, more skill points from the Education of the character are used on the table below to determine the competence of the character at a certain race's social graces. The number of points needed to achieve a higher plateau of social adeptness is listed next to the name of each race below. The first tier of ability gives a character a 50% chance of acting correctly in a social situation. The second tier increases this chance by 10 to a 60% chance. The table below explains the increase in benefit as the points are spent on a race repetitively.

T4105 ETIQUETTE			
POINTS:	RACE:	POINTS:	RACE:
1	ACUBON	2	POCNOT
1	BARBARIAN	1	PUNDIT
1	BOUDER	3	RAMIAN
2	BLOUNT	1	SALU
1	BRONTH	6	SHANTHA
1	CAJI	2	THRIDDLE
1	CORASTIN	1	THIVINS
1	CROID	2	TOGAR
2	CRUGAR	2	TRARCH
2	DEMOOR	3	WALLUSK
1	HUMAN	1	WOFFEN
3	KNIK		
50% FIRST TIME TAKEN. +10% EACH ADDITIONAL UNTIL 90% THEN, +2% EACH ADDITIONAL. 98% MAXIMUM			
APPLY PLUS A FEW % IN EASY SITUATIONS, MINUS A FEW % IN			
THUS: 1ST TIME TAKEN => 50%			
		6TH => 92%	
		7TH => 94%	
		8TH => 96%	
		9TH => 98%	
		5TH => 90%	
THUS, CRUGAR ETIQUETTE TAKEN AT THE 9TH TIER (98% CHANCE OF BEING CORRECT DURING A TYPICAL SOCIAL ENCOUNTER WITH THE HIGH STATUS CRUGAR) REQUIRES 18 EXPERIENCE POINTS.			

Ce-Anarithell Lormer chose to use 5 of her Education points on Human etiquette skills, she could bring up her tact in this area to a 90% proficiency.

4106 Healer

Healers are characters able to use herbal medicine and basic first aid to help the injured. For each day of medical attention, characters can be healed D4 extra Hit Points of damage. For each day of healing, roll a D6. On a roll of 6 the healer is out of basic supplies and can heal no more than D2 extra Hit Points each day until basic medical herbs can be bought or found.

4107 Iscin: Scientist (CITY ONLY)

Iscin are characters with an interest in science. It is assumed that they have spent some time delving into various subject on their while growing up. Talents may include the following:

T4107 ISCIN: SCIENTIST										
ED	POINTS:	SPECIALTY:	1ST	2ND	3RD	4TH	5TH	6TH	7TH	8TH
1		BIOLOGY	5%	10%	20%	30%	40%	50%	60%	70%
1		CULTURES (1)	5%	10%	20%	30%	40%	60%	80%	95%
2		DESIGN	5%	10%	15%	20%	25%	30%	35%	40%
2		GEOGRAPHY	5%	20%	30%	40%	50%	60%	70%	90%
2		EARTH TECH	20%	50%	65%	75%	85%	90%	95%	98%
1		GEOLOGY	5%	10%	20%	30%	50%	60%	80%	95%
1		HISTORY (1)	15%	25%	35%	55%	65%	75%	85%	95%
5		MATERIALS	5%	10%	15%	-	-	-	-	-
1		METEOROLOGY	15%	25%	30%	40%	75%	90%	-	-
2		WARP MAPPINGS	5%	10%	40%	60%	80%	90%	95%	98%

4107.01 Biology

Iscin with a strong emphasis in biology have a good chance of knowing the capabilities and strategies of various intelligent and non-intelligent creatures. Rolling less than or equal to the percentage listed for the tier of biology study results in the referee divulging any information about a creature that the Iscin player might want to know.

4107.02 Cultures (1)

This is the ability to know basic rights and wrongs in a culture. Although similar to etiquette skills, this knowledge comes from study not direct observation. The percentage listing indicate the chance that the character is aware of significant views or feelings about a situation involving different cultures.

4107.03 Design

Iscin with this skill have a good knack at figuring out a way to design traps, invent new devices (primitive ones usually), and bringing concepts into reality. Basically engineers, Iscin in this field are able to develop simple, straightforward devices on a roll lower than or equal to their tier listing. Modify the percentages for more difficult devices.

4107.04 Geography

Iscin with skills in geography are often able to identify their approximate location on JORUNE based upon land marks, mountain ranges, temperature, humidity, and solar angle. The chance of success are listed by tier on table T4107.

4107.05 Geology

Geology is a study of the mineral contents of JORUNE, its continental structures, and its special terrain types. The chances listed indicate whether the character is able to determine anything special about a region of, say 25 by 25 miles (40 by 40 kilometers). Iscin are often able to determine whether caves are likely in the area and whether there might be any mineral wealth present.

4107.06 History

This study involves one particular portion of JORUNE history in addition to a good history overview. Legends concerning an area, and special figures in history are known on a die roll less than or equal to the number listed for the Iscin's tier on table T4107.

4107.07 Materials

Iscin with materials knowledge are able to forge new metals, create special ropes and fibers, develop methods of armor improvement, etc. No major breakthroughs should be expected early on. Each percentage roll made for success takes six months of the character's time. Referees should apply strict penalties for

4107.08 Meteorology

This is the study of JORUNE weather patterns. Iscin with this skill are able to predict future weather with some degree of accuracy. If the referee rolls less than or equal to the Iscin's tier index, weather is correctly predicted for about one week. If the roll fails, the character is still provide with a weather forecast, one which is flawed in some way.

4107.09 Warp Mappings

Iscin interested in this field of study understand some of the basic theory behind the JORUNE warps. The probabilities listed indicate the chance that the Iscin is able to correctly predict the general whereabouts of the destination warp based upon empirical formulas devised long ago by Thriddle. It is of course very important that Iscin know with some certainty their location when persuing this endeavor. One day worth of calculation is needed to make the necessary calculations.

The reason that this technology is never certain is that warp mappings are often altered by high some JORUNE creatures including Shanthas and Caji. Note that Warp mapping equipment is required to perform this task. A high-tec Earth calculator can reduce the time required to 2 hours.

4108 Orator:Ahdis

Orators are characters capable of influencing others with their words, vocal inflection, and gesticulation while speaking. The probabilities listed below represent the chance that an orator, or Ahdis as they are called (pronounced AHH-diss), will be able to influence a crowd. Note that the probability is based upon the average level of creatures in the crowd. Wildly unreasonable requests will drastically reduce the Ahdis's chance of success. Note however that the probabilities are never better than those listed.

T4108 ORATOR OR AHDIS										
CHANCE OF SWAYING A GROUP OF CHARACTERS OF A GIVEN LEVEL 2 POINTS NEEDED FOR EACH TIER										
LEVELS:	1ST	2ND	3RD	4TH	5TH	6TH	7TH	8TH	9TH	
0	15%	20%	30%	35%	40%	45%	50%	55%	60%	
1-3	5%	10%	12%	14%	16%	18%	20%	25%	30%	
4-6	-	5%	8%	10%	12%	14%	16%	18%	20%	
7-10	-	-	1%	2%	3%	4%	4%	4%	5%	
11&UP	-	-	-	-	-	-	-	-	-	

4109 Shanthic Combat (TRIBE ONLY)

During ages long since forgotten, the Shanthas developed an art of combat based upon their religious and cultural ideals. Although very ritualistic and symbolic, the techniques employed are highly successful. Masters of Shanthic Combat are capable of displaying intensely focused Strength and Speed.

Only characters living in a tribal setting could receive this type of training. For, Shanthas are rarely interested in engaging themselves with the tendencies of other races. The discipline involved is near devastating for creatures as fickle as Humans, Caji and Baccord. Characters choosing this skill must roll a 6 on a D6 to indicate that they persevered. Those unable to conform to the rigid mental discipline lose 2 Education points and gain no benefits for their efforts. Note that Baccord rarely learn Shanthic Combat skills from Shanthas themselves.

Those able to master Shanthic Combat skills gain 3 points in Speed, 6 in Dexterity and 3 in Strength. In addition, such characters may select special abilities listed below by using their Education points

T4109 SHANTHIC COMBAT			
ED POINTS:	SPECIAL ABILITY	ED POINTS:	SPECIAL ABILITY
1	BLOCKING	3	LIGHT SWORD
3	EVASION	1	STRIKING HAND&FOOT
2	LEAPING	1	USE STAFF

4109.01 Blocking

Characters with this skill are able to block with an ability 2 points better than normal using any hand-to-hand weapon.

4109.02 Evasion

This is an ability to evade at four times a character's Dodge Bonus instead of three times. Students of Shanthic Combat never fall when making evades.

4109.03 Leaping

Characters learning this discipline are able to leap and hurl their bodies further than normally possible. Jumps of double normal distances are common. Damage taken from falling is divided by three as well.

4109.04 Light Sword

The Shanthas employed light, agile swords for use in combat with lightly armored opponents. Where speed in fighting was a necessity these weapons were almost always used. Those trained in this skill are able to wield this weapon twice each combat round. In the hands of experts, they inflict an extra two points of damage.

4109.05 Striking Hands and Feet

Shanthas were quite capable fighters when necessary. Their skill at striking with their hands and feet allows them to inflict triple normal damage. Four such attacks may be made by hands each round, two by legs; each will be -3 to hit.

4109.06 Use Staff

Trained to use this weapon with the agility of Shanthic warriors, characters are able to strike twice per round with staff weapons, and block at +3 of normal. Add 3 points to the damage done by such attacks.

4110 Stalker (TRIBE ONLY)

Stalkers are characters who, in living under wilderness conditions have picked up a few helpful skills. Such characters add 4 points to Speed, Dexterity and Stamina. In addition, they may select special skills from the following table:

T4110 STALKER SKILLS							
ED POINTS:	SPECIAL SKILL:	NONE	1ST	2ND	3RD	4TH	5TH
1	MOVE QUIETLY	25%	+5%	+10%	+20%	+40%	+55%
1	CAMOUFLAGE	+0%	+5%	+10%	-	-	-
2	THROWN WEAPONS	3	CLIMBING SKILLS				

4110.01 Move Quietly

The basic chance of being able to move quietly through an area under some sort of surveillance is 25% chance of success for each character. creatures with this skill are able to better their chances by means of silent, well coordinated movement. The bonuses listed under each tier of ability are added to the base 25%

4110.02 Camouflage

This skill complements the Move Quietly skill mentioned above. Add the bonus listed to the base 25% chance of success. Materials used for camouflaging range from branches to moss to rocks.

4110.03 Thrown Weapons

After years of hunting, characters develop a certain sense of balance with knives. Stalkers with this particular ability are -1 to hit with knives.

4110.04 Climbing Skills

Characters with this ability are able to climb trees and rocks quickly and with relative safety.

4111 Thief: Githerin (CITY ONLY)

Thieves are characters raised under harsh circumstances. The skills they picked up center around stealing and tricking. Although generally deemed ruthless, they can also be loyal and friendly. They have a bad reputation in towns and cities. Rarely if ever are these characters allowed entrance into citadells. Interestingly enough, they will gladly identify themselves by their profession's name, Githerin, or "abductors."

These characters add 3 points to their Aim, Stamina, and Dexterity.

4111 GITHERIN										
ED	POINTS:	SPECIAL SKILL:	1ST	2ND	3RD	4TH	5TH	6TH	7TH	8TH
1		ABDUCTION	15%	20%	25%	40%	60%	75%	85%	95%
2		GET LOST(15%)	20%	40%	75%	90%	-	-	-	-
1		LIE(20%)	50%	75%	85%	90%	95%	-	-	-
1		LIE CAJI(0%)	5%	10%	15%	40%	60%	80%	90%	95%
1		QUITE(25%): +	5%	10%	20%	40%	55%	-	-	-
1		PICK LOCKS(5%)	10%	25%	40%	60%	80%	90%	95%	-
1		SCALE WALL(25%)	30%	50%	85%	95%	98%	-	-	-
2		STEAL(10%)	40%	50%	60%	80%	90%	94%	96%	98%
1		TORTURE(40%)	60%	80%	90%	94%	96%	98%	-	-

4111.01 Abduction

This is a skill at subduing, binding and removing creatures without causing a bit to-do. The listed percentage represent the chance of a character abducting an unguarded creature with medium weaponry and armor.

4111.02 Get Lost

This is a very important skill for those who might be chased down busy city streets and passages, or those who are attempting escape. The listed percentages indicate the chance that the character will be able to avoid detection for a few minutes at which time the check is re-rolled.

4111.03 Lie Convincingly

Characters with this skill are able to convince most creatures that they speak the truth. The two listings on the table above are for 1) average listeners, and 2) creatures with the detect lie ability described in section 2401.02. Obviously, the creatures with Detect Lie will be less easily manipulated by the Githerin's clever words.

4111.04 Move Quietly

This is a skill which requires good coordination and agility. The percentages listed indicate the chance that the character will be able to move passed a casually observed location avoiding detection.

4111.05 Pick Locks

This activity requires a one minute attempt (30 rounds) and some basic metal and wood tools. The listed percentages indicate the chance of success.

4111.06 Scale Walls

Often in their line of work, Githerin need to scale walls and climb structures. With just a bit of practice, they can become quite accomplished. The percentages listed indicate the chance of success. Referees will randomly determine distance of fall if the attempt fails. There is a 50% chance that a Githerin will give up an attempt if a failure is imminent.

4111.07 Steal Possessions

Githerin with this talent are comperable to the "pick pockets" of Earth. They fake some gesture, or bump into their victims accidentally. The listed values indicates whether they succeed or not. Failures may result in very hostile responses. Few creatures respond coolly when they find articles of theirs stolen.

4111.08 Torture

Characters with this awful skill are very successful at extracting information from their victims. The slow pain they inflict causes no perminant damage, but convinces most creatues to speak freely. Although loyalty varies from creature to creature, from race to race, the percentages listed for success above are quite approximate.

4112 Trades Person

Many characters spend their early years learning a trade. Although not terrifically exiting, such skills are often valuable. The following is a list of trades which the character may have learned.

T4112 TRADES PERSON			
ED POINTS:	TRADE:	ED POINTS:	TRADE:
5	ADMINISTRATION	6	RELGION
4	ARMOR SMITH	8	TRADER
3	BUILDER	10	WEAPON CRAFTSPERSON
4	GROWER	5	WRITER

T4113 TRAINER SKILLS					
ED POINTS:	SPECIALTY:	TIME:	ED POINTS:	SPECIALTY:	TIME:
3	BOCHIGON	1YEAR	4	TALMARON	2YEAR
5	LIZOGOTH	6MTHS	2	TARRO	4MTHS
1	PIBBER	1MNTH	2	THOMBO	8MTHS

4112.01 Administration

Characters with skills here can cut through the red tape immediately. Their knowledge of JORUNE bureaucracy can help them anywhere rules, laws, or procedures are required.

4112.02 Armor Smith

Characters with this skill have spent years crafting various armors and designing clothing. They understand many of the secrets involved in working different materials such that they can be used as armoring. Their talents as clothing designers should not be underestimated.

4112.03 Builder

This skill entails knowledge from the ground up on some sort of construction, perhaps tunnels, buildings, ships, carts, etc. The player character must generate the specifics.

4112.04 Grower

Much like yester year's farmers, growers on JORUNE are responsible for much of Burdoth's food supply. Many growers live isolated, self sufficient lives. Their knowledge of various plants, soil types and seasonal effects upon creatures and plants is tempered with years of experience.

4112.05 Religion

JORUNE'S peoples believe in a variety of dieties. Although many of the religious views and their overtones have remained from various Earth cultures, most have changed drastically. Characters with a background in this topic are familiar with many of these belief systems. They are generally well read and respected.

4112.06 Trader

Characters who grow up in an environment heavily involved with trading, dealing, buying and selling eventually develop a talent at this themselves. Such characters will be provided with hard and fast information from the referee as to the value of deals being made. Traders also have an uncanny ability to scrape up normally unavailable items (add two to their die rolls when checking for availabilities on table T3000D).

4112.07 Weapon Craftsperson

Characters with this skill are able to create weapons from scratch given the proper tools and materials. Broken weapons can be repaired and existing weapons honed, and enscribed. This is a highly honored profession on JORUNE. Trarch create some of the best balanced blades anywhere. They enjoy speaking to characters from backgrounds in this field (note that they will quite probably consider their work markedly superior).

4112.06 Writer

Writers are in some bit of demand in Burdoth. High ranking Kesht adventurers often hire writers to make logs of their travels and journeys. Although lucrative, such work is often quite dangerous. The status of writers (and poets for that matter) in Burdoth society is not to be under rated. On hearing that a writer is present, creatures of many races often act as if they were on film. Although written material is only reproduced with difficulty (the modern press is non-existent, but a basic photography has been developed using base chemicals extracted from Temauntro Nichndree bark) Thridde often memorize entire volumes of written text, reciting them for pay.

4113 Tainer

Characters trained in this area are able to domesticate or train certain creatures. Because of the danger involved in training possibly animals, Trainers receive an extra 2 points of Dexterity. Table T4113 contains a list of animal training specialties.

T4113.00 TRAINER SKILLS					
ED POINTS:	SPECIALTY:	TIME NEEDED	ED POINTS:	SPECIALTY:	TIME NEEDED
3	BOCHIGON	1YEAR	4	TALMARON	2YEAR
5	LIZOGOTH	6MTHS	2	TARRO	4MTHS
1	PIBBER	1MNTH	2	THOMBO	8MTHS

4113.01 Bochigon Training

These creatures are, at best, difficult to train. Their dominant personalities will prevail over their trainers unless they are treated by the time tested doctrines of "Thodi," which has shown remarkable success with these powerful transports.

4113.02 Lizogoth Training

Only marginal training is possible with lizogoth. Their small brains have trouble remembering even the most simple of instructions. The training period for this creature is short only because the training attempt is usually so minimal.

4113.03 Pibber Training

These creatures are remarkably easy to train when they feel like cooperating. They already have the ability to speak (many languages in fact), but often suffer from manifold personality problems. Their training includes teaching them different helpful skills, like keeping watch, scouting ahead, climbing trees, speaking in only one language at a time, etc. Found in nature, pibber are clumsy or incapable of each of these tasks. Trained or not, pibber often end up in the hands of children, adults often become too disgruntled to remain among these creatures for very long.

4113.04 Talmaron Training

Talmaron training is a difficult, dangerous, time consuming process, but its result bring a high price. Trained talmaron are in high demand; biddings are common for these talented flyers. For each of these creatures trained, there is a 2% chance of injury of some type, probably from falling off of the creature while flying.

4113.05 Tarro Training

Tarro are often trained for the rich as hunting guides. They make excellent guards and pets. Although Incapable of speech, these creatures can be taught to display different expressions representing ideas such as "Creatures nearby" or "Hungry." Any benefit brought by the tarro will quickly lose its value should the creature decide to screech. This painful wailing sound will turn heads and spur creatures to cover their ears, useful when these creatures are on watch duty.

4113.06 Thombo Training

Most trainers are involved with this line of work. Thombos are interesting in that they need not be trained from a young age. It is possible to capture a thombo in the wild and transform it into a splendid riding creature in a short time. These docile bipeds are difficult to train only for their lack of intellect. They are highly cooperative.

4112 Translator

Translators are characters with a knowledge of various languages and their grammatical structures. Characters with these skills are able to pick up on new languages quickly because they already understand many language concepts. It is assumed that translators are able both speak, read and write a language they know. The following is a list of all languages and their costs in Education points. Entren is assumed to be known by all beginning player characters. Translators receive D6+10 extra points which may **only** be used for skills.

T4114 LANGAUGES			
ED POINTS:	LANGUAGE:	ED POINTS:	LANGUAGE:
2	ACUBON	2	PUNDIT
2	BLOUNT	4	RAMIAN
4	BORU(BOUDER)	2	SALU
3	BRONTH	4	SCARMIS
5	CLEASH	21	SHANTHA
1	CORASTIN	9	THRIDDLE
1	CROID	2	THIVIN
3	CHAUN-TSE(CRUGAR)	2	TOGAR
4	DEMOOR	1	TRARCH
5	KNIK	2	WALLUSK
5	POCNOT	2	WOFFEN

ALL CHARACTERS SPEAK ENTREN. READING AND WRITING COSTS 1 POINT FOR TRANSLATORS, 2 POINTS OTHERWISE.

TRANSLATORS PAY NORMAL COSTS IN EDUCATION POINTS. NON-TRANSLATORS PAY DOUBLE COST IN EDUCATION POINTS.

4112.01 Acubon Language

Acubon are creatures living in fresh water streams and rivers. Their language makes heavy use of click-and-pop sounds. Although it travels well through water, this language difficult to use in an air environment.

4112.02 Blount Language

Blount are swamp dwellers with amphibious, Humanoid bodies. They speak a language which shares many common traits with sounds made by lizards, snakes and other swamp dwellers. Their throats quiver as they speak.

4112.03 Boru Language

Bouder speak a language called Boru. These small creatures live in rock silos isolated from contact with others. Their language is not as complex as a multitude of jokes make it out to be. This rhythmic tongue can be learned quickly by those willing to put in the effort.

4112.04 Bronth Language

Bronth are large intelligent descendants of the bears of Earth. They boast a large realm to the east of Bordoath. Their language is one of the most common on JORUNE. Many historical and battle oriented material is enscribed in Bronth. This language is very similar to the Woffen tongue. If chosen, Woffen is 1 Education point easier to learn. If Woffen was already chosen, Bronth is 1 Education point easier.

4112.05 Cleash Language

Cleash are the inimicable race of insect like creatures which make their homes in the far northern ice fields. Few creatures are interested in learning this tongue from the Cleash themselves (these creatures often hostile) and resort to Thriddle "Fadri" (teachers). This is often difficult as Thriddle dislike communication in this tongue.

4112.06 Corastin Language

Hardly an effort, learning the language of these tall, semi-intelligent creatures is more of a vacation. The sounds are crude and slow; a minimal structure is used.

4112.07 Croid Language

Croid are large huntched creatures which speak a language of grunts and slarly sounds. Although efficient at communication, their language contains few words. Croid sounds are often imitated to scare children.

4112.08 Chaun-Tse Language

This is the language of Crugar, creatures descended from Earth cougars. Their speech consists of thick, chewy snarls, broken growls and an occasional hiss. This language is commonly spoken in and around the Burdoth-Temauntro boarder area.

4112.09 Demoor Language

Demoor are intelligent creatures with flying capabilities. They live tribally in forested regions. Their language is slow and drawn out. It makes use of low tones intermixed with snappy sounds.

4112.10 Knik Language

These flying creatures speak a language almost devoid of vowels. Other races have difficulty learning it. Its sounds are rough and broken. Knik are usually violent and live in highly mountainous areas.

4112.11 Pocnot Language

Pocnot are small creatures which live in forestes regions. Their speech is clear and melodic; the complexities of the Pocnot language are made up by the language's pleasant sound.

4112.12 Pundit Language

These creatures live in a realm to the south west of Burdoth called Drail. These creatures are very friendly and outgoing. Their language is very polite and tasteful. The way the language is structured, it is very difficult to speak offensively. Those new to the language need not worry about errors in their speech.

4112.13 Ramian Language

The tall, silent Ramian speaks its occasional words in a coarse blend of hard, thick sounds which rely heavily upon the throat. Creatures learning this tongue cannot speak Ramian for long without injuring their throats.

4112.14 Salu Language

Salu are a creature of both fresh and salt waters. Their language is rather straight forward, but employs some highly naseled sounds.

4112.15 Scarmis Language

The Scarmis is an intelligent form of insect life. These creatures speak a language of hard clicks and hush sounds.

4112.16 Shanthic Language

These creatures were one of the original forms of intellgent life on JORUNE. Their soft, flowing language is unfortunately impossible for other creatures to speak. The written form is, however difficult, possible to learn. The description of the Shantha, section 1100.18 contains more information.

4112.17 Thriddle Language

These small creatures are known for their two separate eye stalks and for their mastery of languages. Although their own tongue is complex, many creatures choose to learn it because this capability greatly impress Thriddle. The language's structure is very complex and repetitive. After speaking this tongue for a while, creatures often repeat words or entire sentences, lapsing into the stlye of Thriddle speech.

4112.18 Thivin Language

Thivin are best known for their trading abilities and their musical talents. Their language is a soft, graceful combination of light, tongue inflected sounds. The sound of the letter K is completely absent from their speech.

4112.19 Togar Language

This simple, loud language is spoken by the large, powerful Togar. Their tongue is highly combat oriented. Their speech carries with it quite an impact.

4112.20 Trarch Language

The Trarch are renowned at their craft, making weapons and armor. Their language is very similar to Entren, but includes sounds easier for their throats to produce.

4112.21 Wallusk Language

These slow, lethargic creatures speak slowly and without much interest. Their communication talents lie in their writing abilities. Wallusk speak a language devoid of hard and soft sounds. Their tongue is drab and appeals to few creatures.

4112.01 Woffen Language

Woffen are creatures based upon the ancestry of the Earth wolf. Their language is very similar to Bronth. If Woffen is spoken, the Bronth language will require 1 less Education point to learn. The reverse is also true. If Bronth is spoken, Woffen is 1 Education point easier.

4200 SPECIFIC SKILLS

These are skills easily learned. They enhance the quality of a character and round out their experiences. The number to the right of each skill is the number of Education points needed. The capital letter B indicates that the listed skill may only be chosen by player characters creating their character sheets. The B skills may not be chosen as characters progress in Level.

4201 ACCOUNTING	1
4202 +1 ADVANTAGE ROLL	7
4203 +1 CRITICAL ROLL	7
4204 BIOLOGY	x2
4205 COOK	2B
4206 CULTURES	x2
4207 DANCE	2B
4208 +1 EFFECTIVE LEVEL	3
4209 ETIQUETTE	x2
4210 FAMILIAR WITH WEAPONS	3B
4211 FLY TALMARON	5
4212 HERBALIST	2B
4213 HISTORY	x2
4214 LANGUAGES	x2
4215 MUSICIAN	2B
4216 RIDING SKILLS	2
4217 SHIP SKILLS	2
4218 SWIMMING	1
4219 VOCAL MUSIC	2B

4201 -1 Accounting

Characters educated in this art are able to balance books, tabulate anything basically, organize and record.

4202 +1 Advantage Roll

With much combat practice, creatures improve their stance in combat and are able to position themselves in more advantageous ways. Each time this skill is taken, players add 1 point to each Advantage roll they make. The maximum bonus for Humans, Cajj and Boccord is +6 to Advantage.

4203 +1 Critical Roll

As characters progress, they begin to have a better feel for the bodies defenses and vulnerabilities. Over time, it is possible to develop an accuracy for vital organs and vulnerable locations. Each time this skill is taken, players add 1 point to their Critical Hit roll in combat. The maximum bonus allowable for Humans, Cajj, and Boccord is +6 to Critical Hits.

4204 Biology

Characters learning about creatures in their environment in a casual way learn more slowly than an Iscin attempting the same thing. Their abilities may never exceed a 50% competence. Section 4107 contains information about the skills of Iscin studying biology. Section 4107.01 describes this talent.

4205 Cook

Characters raised in an environment where they needed to cook for themselves or where fine cooking is appreciated may have learned some of the fine points to this art. Food prepared by characters of this skill tastes better. Many believe talented food preparation as honorable a profession as healing.

4206 Cultures

Characters trying to learn about cultures without Iscin skills learn more slowly, and require twice (x2) the number of Education points listed on table T4107. Section 4107.02 describes the advantages to this skill. Maximum ability may not exceed 60%.

4207 Dance

Dances are skilled in graceful displays of bipedal footwork. Dancing is considered of great social recreation in many of the Kesht communities of Burdoth.

4208 +1 Effective Level

By spending a little time each day, creatures can learn to resist offensive energies such as those in Spinner orbs and Power holds. The time set aside for this enhancement is called "timinos."

4209 Etiquette

Characters not taking the Etiquette skill class described in section 4105 pick up such abilities slower than their better educated counterparts. Etiquette skills from section 4105 may be chosen, but at double (x2) their listed costs in Education points. Proficiencies may not exceed 80% on any culture.

4210 Familiar with Weapons

Characters with no formal combat experience often spend a bit of time getting used to different weapons. This skill enables a character to use: morning stars, bows, throwing stars, and energy weapons without suffering any penalties. Without such a skill, morning stars are +2 to hit, bows require an extra round to load and are +2 to hit, throwing stars can be used only as rocks, and energy weapons fire half as often, also at +2 to hit.

4211 Fly Talmaron

Without this skill, there is a 65% chance of serious injury or death occurring whenever the character flies a talmaron.

4212 Herbalist

Herbalists are familiar with the variety of herbs and roots which are used for drinks, limilates, and fine food.

4213 History

Characters interested in will learn more slowly than Iscin studying the same subject. Double (x2) the Education point requirement for increased ability in history listed on table T4107. More information about the skill is located in 4107.06. No greater than a 75% knowledge is permitted.

4214 Languages

Characters interested in learning languages may select any of those on table T4112, but will have to spend double the number of Education points listed. Only the ability to speak the language is learned; reading and writing requires again the number of points needed to speak the language.

4215 Musician

Characters with musical skills are able to play various instruments. Read the description of the Thivin from more information about JORUNE music.

4216 Riding Skills

Even the large bochigon is easy to control for characters of this skill. When riding thombos or bochigon, an extra 5 meters per round can be coaxed out of either of these beasts.

4217 Ship Skills

Characters with this skill are able to make themselves useful on-board a ship. They can often exchange their travel for hard at sea.

4218 Swimming

Without taking this skill, it is assumed that characters are unable to swim. With this skill, it is possible to swim a good distance or stay afloat a few hours.

4219 Vocal Music

Characters with this ability are able to sing verse or song, with or without musical accompaniment. This talent is greatly admired in all of the various social status of JORUNE.



CHAPTER 4: AID

1000 **CREATING A CAMPAIGN**
2000 **INDEX**

1000 CAMPAIGNS

1100 **PLOT & CHARACTERS**

1200 **MAJOR EVENTS**

1300 **MAPS**

1400 **REWARDS**

1500 **WEATHER & MOVEMENT**

1600 **ENCOUNTERS**

1700 **TOWNS**



1200 MAJOR EVENTS

In any good story, something happens. It might not be violent, or threaten lives, but it inspires the players to take some sort of action. Don't fill campaigns with too many important events. Pacing is very important. Interaction with the NPC's is more important than cramming every moment of gaming with some star-spangled event.

1300 MAPS

If maps are needed, it's a good idea to draw down the basic path you expect the players to follow so that encounters and weather can be more accurately predicted.

1400 REWARDS

This is the spot where most referees fall over their thumbs. A common myth is that players can be kept happy by giving them all sorts of solid-gold goodies. **WRONG**. By loading characters up with all sorts of great Earth technology and Shanthic goods, the sense of challenge is lost. When the referee gives the game away, they players know it. They might enjoy getting the stuff for a while, but when they realize that the referee won't kill their characters off (regardless of what they do), and that they haven't had to think or work for their goods, interest will be lost. Remember, it's better too little rather than too much.

Unfortunately, the reverse is sometimes true. Stingy referees who try to kill of their players make the game more of a contest between the players and the ref. The problem ususally stems from the referee wanting to protect innocent non-player characters from the senseless slaughter of the players.

1500 WEATHER & MOVEMENT

Roll the weather (section 1100 in chapter 2) a month or so in advance so that the campaign can take this element into effect. Plot the player's predicted travel so that weather and location can be matched.

1600 ENCOUNTERS

Once the plot, major characters, and major events are finished, it's a down-hill ride. Fill in the sections between major events with the encounters section of chapter 2. If you try to create each encounter out of your head, you're bound to get stale.

1700 TOWNS

When players enter towns or cities, be prepared. Find out a little about the town by means of the 2D6 rolls mentioned above. Ask questions like, "What do they think of Thivins here?", or "Are there any cleps in this town?" Determine randomly the population of the town, based upon its distance to borders and terrain types.

(G)=LISTED IN THE GLOSSARY IN THE BEGINNING OF CHAPTER 1

ADC: Adjusted Characteristic. 1.5700
 AHDIS: An orator or fine speaker: 3.410B.
 AIM(AIM): 1.5417
 ARDOTH: Capital city of the realm Burdoth. (G), 1.7701.01
 ARMOR COST MULTIPLIER: 1.5B40
 BOCCORD: (G), 1.5130
 BORU: Boudar language. 3.1100.04, 3.4112.03
 BURDOTH: The realm of humans. (G), 1.7100, 1.7701
 CAJI: (G), 1.5120
 CHARACTERISTICS: (G), 1.5410
 CHAUN-TSE: Crugar language. 3.1100.10, 3.4112.0B
 CHEN-ICHI: Crugar religion. 3.1100.10
 CHIVEER: Violent period of a Ramian's life. 3.1100.17
 CLECH: Taxation. 1.7701
 CLEP: An inn; a place to sleep. 1.7510
 CONSTITUTION(CON): 1.5411
 DESTI: A moon of JORUNE. 1.7250
 DEXTERITY(DEX): 1.5414
 DICE:(G)1.4000
 DIE ROLLS:(G),1.4000
 DIYORDA: Law breaker: 1.7701
 DRAIL: A realm to the south west of Burdoth. 1.7702
 DU: A moon of JORUNE. 1.7230
 EARTH:(G)
 EBBA: A moon of JORUNE. 1.7220
 EDUCATION(EDN): 1.5415
 EFFECTIVE LEVEL & ELEVEL: 1.5B20
 ENTREN: The most common language in Burdoth. (G), 3.4112
 GAUTHI: A form of Thivin rug. 3.1100.21
 GAWMEN LENK: 1.3600
 GITHERIN: A thief. 3.4111
 GOBEY: A moon of JORUNE. 1.7240
 H-OMANS: Shanthic pronunciation of "Humans." 1.2000
 HERIS: A common punishment for diyorda (criminals). 1.7701
 human: Uncapitalized, any creature descended from the humans of Earth.
 HUMAN: (G), 1.5110
 INCLEP: Shop or a store; often a trading post:(G)
 INTELLIGENT CREATURES(ROLLING): 2.2100
 INTELLIGENT CREATURES: 3.1100
 ISCIN: (G), 1.2000, 3.4107
 JORUNE: (G), 1.7100
 KADIJA RHEN JORUNE: Earth scientist credited with the planet's discovery. 1.2000
 LAUNTRA: 1.7260
 LEESH EBEECA: Shanthic for "The Dying Time." 1.6000
 LEVEL: 1.5B20
 LIMILATE: Drugs:(G),3.3B41
 LINIKN: Knik leader. 3.1100.14
 LIRGIN: 3.1200.05
 LOAD MASS: 1.5B50
 LOCUS: The name of the 20,000 person colony from Earth. (G), 1.2000

LUNDERE: Realm of Woffen; it is located far to the east of Burdoth. 1.7703
 MEDALLION: (G), 3.3420
 MOR LORD: A political rank in Burdoth. 1.7701
 MUTATIONS: (G), 3.2000
 NININDRUE PLAGUE SLAYINGS (15th CENTURY P.C.): 3.1100.26
 NON-INTELLIGENT CREATURES(ROLLING): 2.2300
 NON-INTELLIGENT CREATURES: 3.1200
 NON-PLAYER CHARACTER:(G)
 NPC: Non-Player Character:(G)
 P.C.: Post Colony History-(G)
 REALM: 1.7501
 RECOVERY(STR): 1.5413
 ROS CRENDOR: 1.7705
 ROUND:(G),2.5000
 SCANCHI: Togar religion. 3.1100.23
 SHAL: A moon of JORUNE. 1.7210
 SHANTHAS:(G), 1.2000, 1.6000, 3.1100.17
 SHENTERS: 3.1100.26
 SHO-CAUDAL: Shanthic name for the planet JORUNE. 1.6000
 SIV-ESTON: 3.3B50.03
 SOCIAL STATUS(SOC): 1.5416
 SPEED(SPD): 1.541B
 STAMINA(STA): 1.5419
 STRENGTH(STR): 1.5412
 TAUCH-KIE: Crugar leader. 3.1100.10
 TAUTHER: 2.2120.09 TEMAUNTRO: A large Crugar infested wilderness region located north-west of Burdoth. It is under no lasting rule. 1.7704
 THOMBO: The most common riding creature. (G), 2.1220, 3.1200.22, 3.3610.03
 THRIDDLE:(G), 3.1100.1B
 TIRICTYVE: 3.1200.02
 TOTHIS: (G), 1.2000
 TRA: A moon of JORUNE. 1.7270
 TUMBERNAW: 3.1200.0B
 VOLIGIRE: A large Ramian realm north of Lundere. 1.7706
 VORIC LORD: A Burdothian political title. 1.7701
 WARP FACTOR: 1.5B70
 WEAPON COST MULTIPLIER: 1.5B42
 WILD-INTELLIGENT CREATTRES (ROLLING): 2.2200
 YORDS: Laws. 1.7701
 YOSHTAR: Capital of Lundere. 1.7703, 3.1100.26.



PERSONAL DATA

PLAYER'S NAME:
DAY STARTED:

CHARACTER'S NAME:
REFEREE:

ARMOR

MUTATIONS

SUIT:

HELMET:

NAME:

RSLT V P L R

SHIRT:

LEGS:

NECK:

CHEST:

ARM GRDS:

GNTLET:

GRIEVE:

SKIRT:

BOOT:

SHIELD:

SKILL CLASSES

TOTAL VALUE POINTS:

CHARACTER HISTORY

LANGUAGES

TALLY

SKY REALMS OF JORUNE

SHEET

PERSONAL DATA

PLAYER'S NAME:

CHARACTER'S NAME:

MONEY

GEMULES

GEMLOCKS

GEMLINKS

GEMS

GEM
CLUSTERSGEM
STARS

HIT POINTS

EXPERIENCE POINTS

DATE: SOURCE:

PTS:

DATE: SOURCE:

PTS:

DATE: SOURCE:

PTS:



CHAPTER 2

1100 P.C.: The date should be 2155 instead of the 2140.

3600: The Aid section has been considerably shortened.

5411: Add 110 instead of 75 for the weight of a Human.

5420: All switches on characteristics are before the female modifiers are applied. Also, the last Boccord listing in the sample should list EDC and SOC for the extra DEXs. SPD and STA should be listed instead of AIM and AIM.

5510: Archer should have a cost of 6. Trades Person should cost 2.

5520: Literacy in Entren costs 1 Education point.

5740: The CHARACTER'S DEXTERITY column should be titled CHARACTER'S DEXTERITY OR AIM. For example, a character with an Aim of 25 would have an Aim ADC of -1.

5840: The Cost Multipliers are also used to multiply the weights of armor and weapons.

5890 WARP FACTOR: Should read 5830 WARP FACTOR.

5900: Replace all listings of Barbarian with Boccord.

7507: Runes should be spelled Ruins.

JORUNE MAP (PLANET): Listed as 7100. It should be 7600. Also, no special player's map is included. The last two digits of a map listing are the distance from the lower left corner of a 8x8 square. The 32 in E5-32 for Tan-Iricid means 3 from the left, 2 up.

7702.01 Bauthitt should be listed under Drail, its capital.

7701.02 Brildis is at location L6-87.

7701.06 Tan-Iricid is at location E5-32.

7702.02 Dan Driveon is at location G4-44.

CHAPTER 2

2141: The ! is missing from the Forest and Heavy Forest listings on T2141.

2223: Fonlin are not described in JORUNE.

3111: Rouges should be Rogues.

The second 3115 (after 3116): Should be 3117. Use the attitude listing (RESPONSE) rating of a city to give you an idea of the local patrols.

3200: The reference to 2000 should be to 2100.

4300: Caji gain 10 COST/VALUE, not 5, points automatically.

5130: The attacker with the higher advantage can forfeit the benefit of swinging first, and ask his opponent what he is doing. The benefit of this is that the second attacker in a melee receives a -6 to hit his opponent. This is also advantageous as the Killer swings of your opponent can be anticipated and defended against.

5210 PRIMITIVE H-H WEAPONS: Subtract 3 points from all of the numbers to hit in the CLOSE range

column. This entire table has been reprinted for your convenience.

T5210 PRIMITIVE H-H WEAPONS					
RANGE IN METERS			0-2	2-6	6-10
PREP	TYPE	WEAPON	CLDSE	SHDRT	NEAR
1	E	AXE:BATL	10:3D8	7:2D6	20:D8
1	E	AXE:HAND	8:2D6	8:2D4	16:D6
1	E	AXE:TRWN	5:D8	5:2D6	13:2D6
1	B	BOLA	6:D4	-:-	-:-
1	P	CLAWS	4:D6	-:-	-:-
1	B	CLUB	9:2D6	8:D6	20:D4
2	B	FIST	5:D6	-:-	-:-
1	B	FOOT	6:D8	-:-	-:-
1	B	HMMR:WAR	10:3D8	-:-	-:-
1	B	HDOVES	9:2D6	-:-	-:-
1	P	HDRN	7:2D6	-:-	-:-
1	EP	KNIFE	4:D6	-:-	-:-
1	B+P	MACE	7:D8+D4	7:D4+D2	19:D3+D2
1	B+P	MSTAR	4:D6+D6	8:D4+D4	17:D2+D2
1	B	PINCHERS	6:D6	-:-	-:-
1	B	RDCK	8:D6	-:-	-:-
1	P	SPEAR	7:2D6	-:-	-:-
1	B	STAFF	5:2D4	8:D6	16:D3
1	EP	SWDRD:1H	6:2D6	8:D8	16:D4
1	EP	SWDRD:2H	7:3D6	11:2D6	19:D6
1	EP	SWDRD:L1H	4:D8	8:D4	16:D3
1	EP	SWDRD:L2H	5:2D8	8:D6	16:D4
1	P	TEETH	9:D6	-:-	-:-
1	B	WRAP	5:D6	-:-	-:-

8:D6 MEANS AN 8 DR HIGHER NEEDED TO HIT WITH A D20.
D6 PDINTS DF DAMAGE ARE DONE BY THIS ATTACK.
STAMINA WILL SUFFER DDUBLE DAMAGE FROM BULK ATTACKS ON A ROLL OF 5 DR 6 ON A D6.

5210 PISTOLS & MUTATIONS: The rolls to hit are used for orb and bolt mutations as well as pistols.

THE EXAMPLE AFTER T5440: Should be listed after T5430.

5530: Shields are suggested for beginning players.

5621: A roll of 19 on critical is a double damage, not triple.

T5710: HID=HIDE, CRG=CRUDGE (SEE CROID 3.1100.09), BON=BONE, MAL=MAIL, CRP=CARAPACE, MET=METAL, GRN=GRUNDER, BED=BULK ENERGY DEFLECTOR, ERP=ENERGY REFLECTIVE PLASTIC, THL=THAILIERIAN ARMOR, SCL=SCHULTA LAYER (An organism which grows around its user over the fitting period of a week. After that it can be removed and used as normal armor. Schulta Layer armor must be periodically moistened with the "Rusper" drink. One "drink" worth of Rusper must be used per week or else the schulta will die, flake, and become useless.).

ERRATA P. 2

TITLE PAGE: *

1100.05 BRONTH: Education should read 2+14 (2D6+14).

1100.11 DAEGON: Should be Sub-Human instead of Semi-Intelligent. Their flight is accomplished through the help of levitation abilities, similar to those of Duradons.

1100.12 DEMOOR: Their flight is accomplished through the help of levitation abilities, also similar to those of Duradons.

1100.20 SHANTHA: Education should read 3+30 (3D6+30).

T1158 LIMILATES & POISONS			
ROLL:	LIMILATES & POISONS	ROLL:	TYPE:
1-40	0	1-15	CRUMBLE
41-65	0	16-25	DALLIN
66-80	0	26-35	DAWSOO
81-90	0	36-45	DRUC
91-95	0	46-65	QUETH
96-98	1	66-75	VERTH
99-100	D3	76-100	TALNISPON
	D6		

1170: Personable is from 86 to 90, not 86 to 89.

1200.05 DAWTH: Plus to hit a dawth is +8, not +10 or +12.

1200.08 DURADON: This creature's description is repeated at the end of the dreglamon description.

1200.09 FARG: Farg speak no languages. They are non-intelligent.

1200.13 LOSHT PODS: The heading of the Losht Pod description is missing; find it at the end of the lizogoth description, 1200.12.

1200.22 THOMBO: Should be 1200.24 THOMBO.

1200.28 WHITE MANDARE: Note that the illustration accompanying this creature is of a grey mandare.

A Tiny, itsy-bitsy star "*" means "multiply by."

2100 The 25+Recovery points to be used between cost and value are only given when Caji characters start at level 0. Section 2.4000 describes the bonuses for further levels.

2240: A listing of TC indicates that the duration is too complex for display in a table.

2271 Creatures do not learn to use physical mutations in the way they learn to use mental ones (or orb or bolt ones). Creatures must be born with physical mutations. The reason that some physical mutations are listed at levels higher than 0 is that some do not mature in the Caji's body for a few years.

T2400 ALPHA M: There is no mutation

Metamorphosis. 2408.02 is Penetration Bolt Minor.

2401.01 ACID SPRAY: The level of acid spray is D6+8.

2401.10 ORB OF LIGHT: Effective radius of illumination 3 meters.

2403.02 DEFLECTOR: The line should read, "The Caji must have an Advantage within 6 of the creature attacking him."

LEVEL 5 TABLE: Life Force duration should be 5R (5 rounds).

2409.02 CONSTRICTOR: This mutation does 15 points of bulk and 15 points of edge damage total, for the 2 rounds.

2409.06 SPREAD: This mutation requires no roll to hit. Spread will always hit the nearest object in its arc.

2412.02 POWER VINE: The Caji's arms are raised upwards when this mutation is used.

2413.02 CREATE WARP: Caji have no control over the destination of the warps they create. This ability is identical to using a white crystal.

3000C ENCUMBERANCE: Multiply the weights of weapons (except Earth-Tec ones) and armor by the character's Armor Cost Multiplier.

3320 ENERGY WEAPONS: A slim possibility exists that energy weapons may be modified such that they require no fingerprint scan and no medallion to operate.

3630 SHIPS: Miles said I'd had one too many. Please forgive me. The title 3630 SHIPS should be at the top of the page. Salu Chausis is the first ship described. The tens digit for each ship should be 30, not 20.

4104: The first two choices on T4104 are taken free. Each additional choice takes the number of Education points listed. Characters may not become more than -4 to hit with weapons before they achieve level 10. After this point, -8 to hit can be achieved with a weapon.

4111 Githerin should be for city dwellers only.

4112 Cost is 2, not 10.

T4112 TRADES PERSON			
EDUCATION POINTS:	TRADE:	EDUCATION POINTS:	TRADE:
5	ADMINISTRATION	6	RELIGION
6	ARMOR SMITH	8	TRADER
5	BUILDER	10	WEAPONS CRAFTS
6	GROWER	5	WRITER

4220 LITERACY: This skill takes 1 Education point. It is the ability to read and write in the creature's native tongue.

3.1200.17 UNABLE CHANGES TO ABLE.

* SYMBOLS SHOULD BE -
 # 1 DESCENDED FROM HUMANS.
 # 2 DESCENDED FROM EARTH ANIMALS.
 # 3 HUMAN RACES. # 4 JORUNE NATIVE.

TM

FORUNE

11776
THE GAME CASTLE
\$1395+

Leave Your World Behind.

\$14